







Artisan Slate Pavers in Positano - see page 17

## Building Values



For almost 40 years, Basalite® has worked on growing our business by building relationships. We have created strong bonds with our dealers, masons, architects, engineers and licensed contractors. From working together with the common purpose of installing the finest hardscape products available, we have seen our products placed in settings that range from practical to magical. At Basalite®, we are committed to being the best in the industry. Our focus now, just as it was when we opened our doors all those years ago, is on service, quality and innovation. Those are the values that have made us the industry leader we are today and the same principles that will guide us far into the future.





# Contents

## INTRODUCTION

Inspiring Outdoor Spaces 3

## PAVERS

Sierra Collection 9  
 Artisan Slate Premier 13  
 Artisan Smooth Premier 15  
 Artisan Slate 17  
 Italian Renaissance 19  
 Plank Paver 21  
 Artisan Cobblestone 23  
 Circle Kits 25  
 Wood Grain 27  
 Bullnose 29  
 Mission 31  
 Heartland 32  
 Arrowhead-Eurostone 33

## PERMEABLE PAVERS

SF Rima™ 34  
 Permeable Plank Paver 35  
 Permeable Mission 37  
 Permeable Cobblestone 39

## RETAINING & LANDSCAPE WALLS

StoneWall® II 41  
 StoneWall® II Column Kit 43  
 Column Cap 45  
 Bayfield® Retaining Wall 47  
 Bayfield® Freestanding Wall 49  
 Brisa® Random Retaining Wall 51  
 Brisa® Random Freestanding Wall 53  
 Lakeland Standard and Lakeland II 55  
 Estate Wall Ashlar 57  
 Estate Wall 59  
 Terrace Wall 61

## ENGINEERED WALLS

Geowall Pro & Max 63  
 Geowall Straight Beveled 65

## OUTDOOR LIVING KITS

Introduction 67  
 Stock Colors 69

## FIREPLACES

Grand Fireplace Kit & Accessories 71  
 Contemporary Fireplace Kit & Accessories 73  
 Victorian Fireplace Kit & Accessories 75  
 Compact Fireplace Kit & Accessories 77  
 Colonial Fireplace Kit & Accessories 79

## BARS & GRILLS

Grand Island Bar 8' Kit 81  
 Grand Island Bar/Grill with Storage Kit 81  
 Grand Island Bar/Grill with Opening Kit 81  
 Grand Grill Surround Kit 81

Grand Corner Return Kit 81  
 Grand Bar Section 4' Kit 81  
 Grand Bar Side Burner Kit 81  
 Compact Bar Kit 83

## TABLES

Dining Table 84  
 Pub Table Kit 84  
 Bistro Table Kit 84

## WATER FEATURES

Grand Waterfall Kit 85  
 Compact Waterfall Kit 85

## FIRE PITS

Grand Fire Ring Kit 87  
 Compact Fire Ring Kit 89  
 Victorian Fire Ring Kit 89  
 StoneWall® II Fire Pit Kit 91

## SEAT WALLS

Lakeland Seatwall Kit 93

## PILLARS

24" Pillar Kit 95  
 20" Pillar Kit 95  
 20" Pillar with Glass Kit 95

## THE KITCHEN

Introduction 98  
 Stock Colors 100  
 40" Sizzler Grill Cabinet Kit 101  
 32" Sizzler Grill Cabinet Kit 101  
 Outdoor Oven Cabinet Kit 103  
 The Island Cabinet Kit 105  
 Side Burner Cabinet Kit 106  
 Refrigerator Cabinet Kit 107  
 Prep Center Cabinet Kit 108  
 Trash Cabinet Kit 109  
 Smoker Cabinet Kit 109  
 Corner Cabinet Kit 109  
 Two Drawer Cabinet Kit 109

## ACCESSORIES & PATTERNS

Alliance Gator Products 111  
 Paver Patterns 113

## INSTALLATION INSTRUCTIONS

Typical Paver Installation 115  
 Permeable Paver Installation 115  
 StoneWall II Installation 116  
 Typical Retaining Wall Installation 116  
 Brisa Freestanding Wall Installation 116

## CHECKLIST & QUALITY

Contractor Checklist 117  
 Quality 118



# Great Hardscapes Start Here®



Basalite® sets the standard for hardscapes with our extensive collection of quality pavers, walls and outdoor living kits. Our large selection of styles, shapes, colors and textures allows you to transform patios, driveways, outdoor kitchens, pool areas and walkways into beautiful outdoor living areas.

Get inspiration for your next outdoor project with these designs showcasing real-life projects.

Share your photos with us on Pinterest,  
Twitter, Facebook or LinkedIn.



Italian Renaissance Pavers in Positano - see page 19





Necessities The Kitchen in Desert with Black Pearl granite countertop - see page 98



SF Rima™ Permeable Pavers in Tan Charcoal - see page 34



Artisan Slate Pavers in Positano - see page 17





3x18 Plank Paver in blend of Granite Bay, Truckee and Mount Shasta - see page 21



Italian Renaissance Circle Kit in Positano - see page 25



Bayfield Freestanding Wall in special order custom color - see page 49





Mission Pavers in Pacifica - see page 31



Artisan Slate Pavers in Positano - see page 17



Italian Renaissance Pavers and Fire Pit in Positano - see page 19





Italian Renaissance Pavers and StoneWall® II in Positano - see pages 19 and 41




Plank Paver in blend of Granite Bay, Truckee and Mount Shasta - see page 21



Brisa® Random Freestanding Wall in Positano - see page 53







# Sierra Collection

Pavers with Basalite® Stay-True™ Technology



Color shown: High Desert

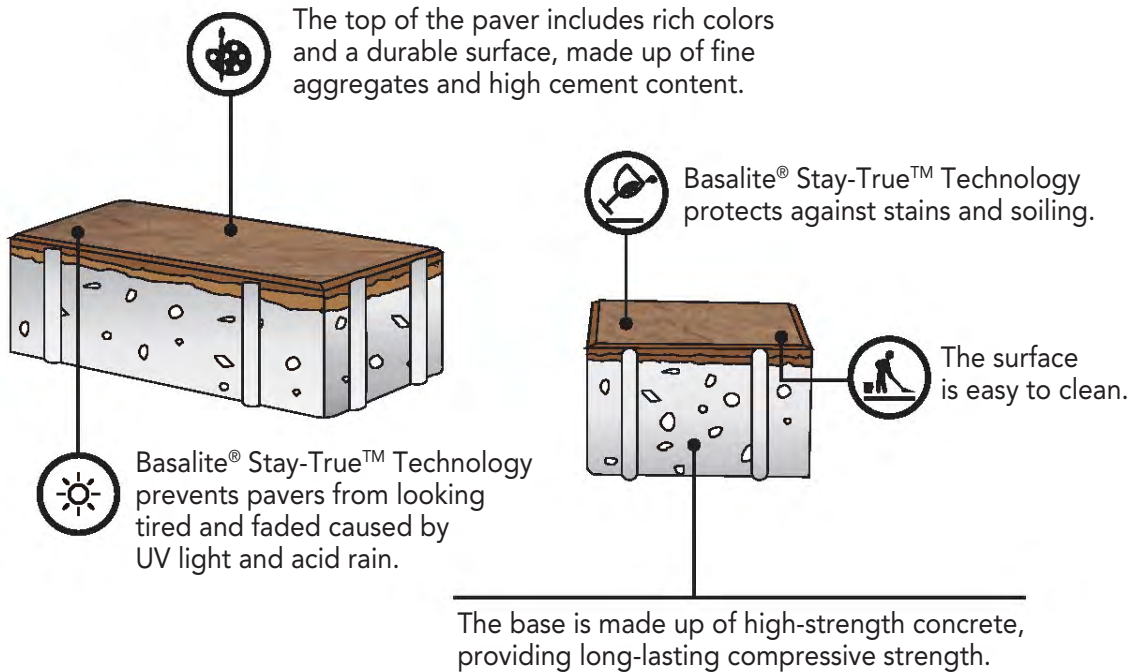
The Sierra Collection is designed for outstanding durability, so you can have peace of mind every time you step outside.

The Sierra Collection with Basalite® Stay-True™ Technology enriches the paver color depth, extends color fastness over time, increases stain resistance, makes cleaning easier and has been laboratory proven to add UV protection that will keep your pavers looking like the day they were installed for many years.



# THE Stay-True™ DIFFERENCE

Stay-True™ is limited to face mix with standard finishes.



## RICH COLORS

Laboratory color results after pavers were exposed outdoors for over 3 years.



Without Stay-True™ With Stay-True™

## ACID RAIN

Improves resistance to acid rain which contributes to paver fading and general wear.



Without Stay-True™ With Stay-True™

## STAIN RESISTANT

Protects against stains, like mustard, wine, ketchup and coffee as tested below.



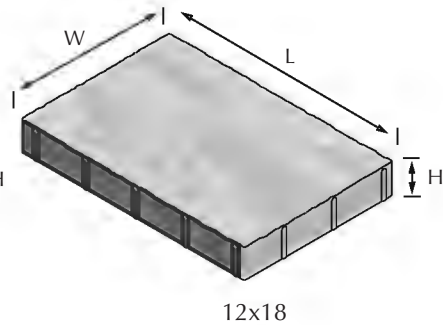
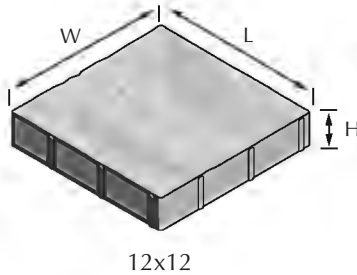
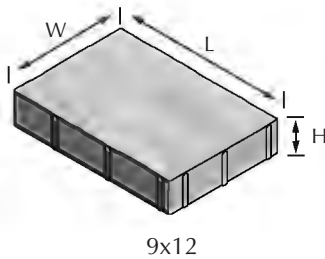
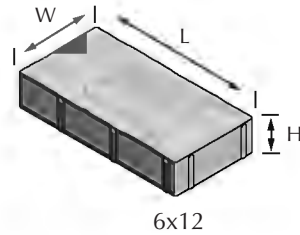
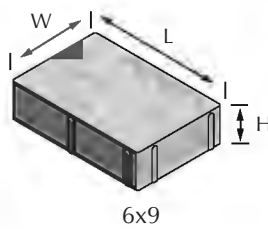
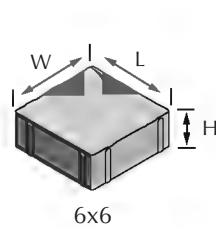
Without Stay-True™ With Stay-True™

pose the surface of the paver to reveal the



# VERSATILE SHAPES

Available in six versatile shapes and sizes  
to create a variety of laying pattern options.  
For Sierra Collection patterns turn to page 115.



Name	Metric Units	U.S. Customary Units	Weight	Units/Pallet	Sq. Ft./Pallet
6x6	148mm W x 148mm L x 60mm H	5.83" W x 5.83" L x 2.375" H	7 lbs	448	108
6x9	148mm W x 223mm L x 60mm H	5.83" W x 8.78" L x 2.375" H	9.4 lbs	280	100
6x12	148mm W x 298mm L x 60mm H	5.83" W x 11.73" L x 2.375" H	13.5 lbs	224	108
9x12	223mm W x 298mm L x 60mm H	8.78" W x 11.73" L x 2.375" H	18.75 lbs	160	115
12x12	298mm W x 298mm L x 60mm H	11.73" W x 11.73" L x 2.375" H	26 lbs	128	122
12x18	298mm W x 448mm L x 60mm H	11.73" W x 17.64" L x 2.375" H	37.5 lbs	64	92

For design consideration add 1.5mm or .06" to the W and L dimensions to allow for the spacers.



# REALISTIC CHISELED FACE DESIGN


The chiseled face design and subtle color blends  
add to the look of natural stone.



Arctic Grey



High Desert



Palomino Ridge



**NEW!** Echo Summit



Pebble Creek



**NEW! COLOR &  
6X9 BORDER**

Define spaces and create decorative  
bands to entryways, patios, stairs,  
driveways and more with the  
Charcoal 6x9 Border.

**NEW!** Charcoal 6x9 Border



# Artisan Slate Premier

## INTERLOCKING PAVING STONES

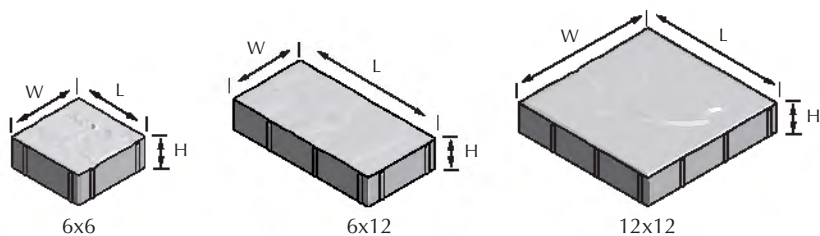


Artisan Slate Premier is designed to provide a bold paver solution with the highest of flexibility in design patterns. Highlighted by a large 12x12 paver, each stone features subtle textures that provide the look of real stone combined with the strength and durability of an interlocking paving stone.



Artisan Slate Premier Pavers in Torino

### SPECIFICATIONS




Name	Metric Units	U.S. Customary Units	Weight	Units/Pallet	Sq. Ft./Pallet
6x6	148mm W x 148mm L x 60mm H	5.83" W x 5.83" L x 2.375" H	7 lbs	448	108
6x12	148mm W x 298mm L x 60mm H	5.83" W x 11.73" L x 2.375" H	13.5 lbs	224	108
12x12	298mm W x 298mm L x 60mm H	11.73" W x 11.73" L x 2.375" H	26 lbs	128	122

For design consideration add 1.5mm or .06" to the W and L dimensions to allow for the spacers.



## STOCK COLORS

Custom colors are available by special order - please contact your local dealer.

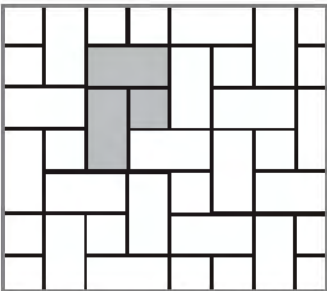


## PATTERNS

To see additional Artisan Slate Premier patterns please visit [basalite.com](http://basalite.com).

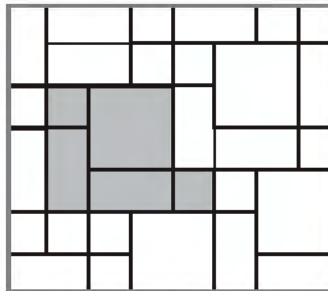
### Pinwheel

80% 6x12 and 20% 6x6




### Premier

40% 12x12 and 40% 6x12 and 20% 6x6



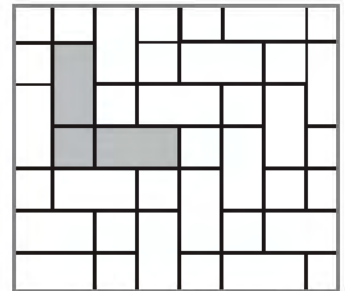
### Diamond

50% 12x12, 25% 6x12 and 25% 6x6



### Herringbone Blend

66% 6x12 and 34% 6x6





# Artisan Smooth Premier

## INTERLOCKING PAVING STONES



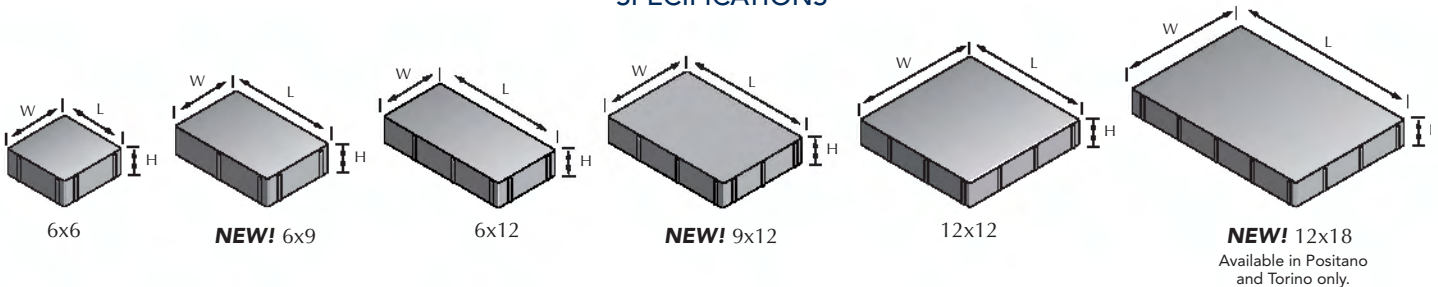
Artisan Smooth Premier is designed to provide a bold paver solution with the highest of flexibility in design patterns. Highlighted by a large 12x12 paver, each stone features a smooth texture with the strength and durability of an interlocking paving stone.



**NEW SIZES**  
NOW AVAILABLE!

Artisan Smooth Premier Pavers in Positano

### SPECIFICATIONS




Name	Metric Units	U.S. Customary Units	Weight	Units/Pallet	Sq. Ft./Pallet
6x6	148mm W x 148mm L x 60mm H	5.83" W x 5.83" L x 2.375" H	7 lbs	448	108
6x9	148mm W x 223mm L x 60mm H	5.83" W x 8.78" L x 2.375" H	9.4 lbs	280	100
6x12	148mm W x 298mm L x 60mm H	5.83" W x 11.73" L x 2.375" H	13.5 lbs	224	108
9x12	223mm W x 298mm L x 60mm H	8.78" W x 11.73" L x 2.375" H	18.75 lbs	160	115
12x12	298mm W x 298mm L x 60mm H	11.73" W x 11.73" L x 2.375" H	26 lbs	128	122
12x18	298mm W x 448mm L x 60mm H	11.73" W x 17.64" L x 2.375" H	37.5 lbs	64	92

For design consideration add 1.5mm or .06" to the W and L dimensions to allow for the spacers.




## STOCK COLORS


Custom colors are available by special order - please contact your local dealer.



Positano



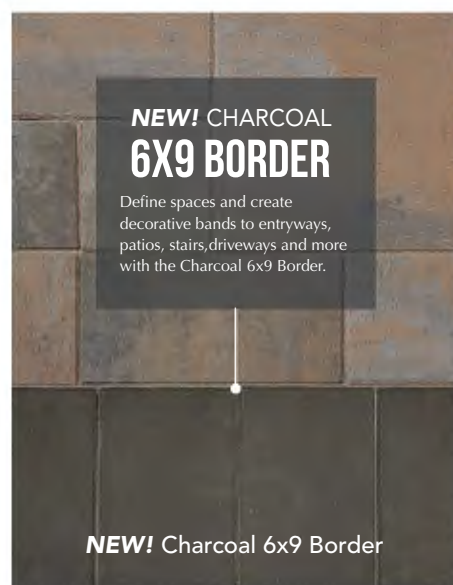
Verona



Torino



San Remo



### NEW! CHARCOAL 6X9 BORDER

Define spaces and create decorative bands to entryways, patios, stairs, driveways and more with the Charcoal 6x9 Border.

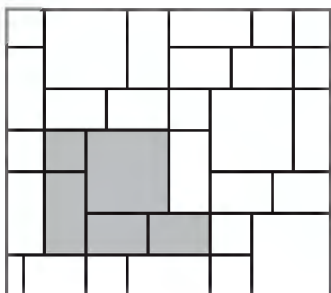
NEW! Charcoal 6x9 Border

## PATTERNS

To see additional Artisan Smooth Premier patterns please turn to page 115 or visit [basalite.com](http://basalite.com).

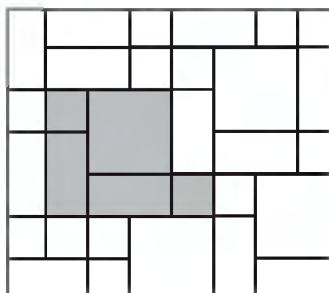
### 4 Piece Pattern #1

40% 12x12, 20% 6x12, 30% 6x9 and 10% 6x6




### Premier

40% 12x12 and 40% 6x12 and 20% 6x6



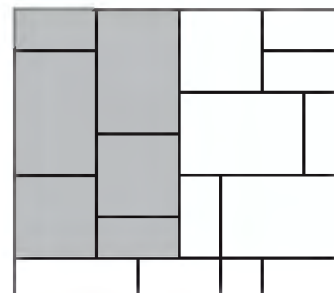
### Diamond

50% 12x12, 25% 6x12 and 25% 6x6



### 3 Piece Pattern #2

50% 12x18, 33% 12x12 and 17% 6x12







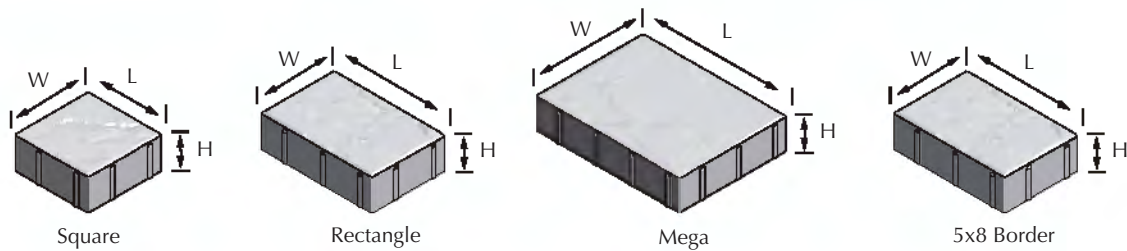
# Artisan Slate

## INTERLOCKING PAVING STONES

This collection easily complements any home or landscape. Artisan Slate's subtle texture and natural beauty provide the look of real stone, deliver superior performance, and will withstand the test of time.

Artisan Slate Pavers in Positano

### SPECIFICATIONS



Name	Metric Units	U.S. Customary Units	Weight	Units/Pallet	Sq. Ft./Pallet
Square	138mm W x 138mm L x 60mm H	5.43" W x 5.43" L x 2.375" H	6 lbs	512	107
Rectangle	138mm W x 208mm L x 60mm H	5.43" W x 8.19" L x 2.375" H	8 lbs	384	121
Mega	208mm W x 278mm L x 60mm H	8.19" W x 10.94" L x 2.375" H	19 lbs	160	102
5x8 Border	138mm W x 208mm L x 60mm H	5.43" W x 8.19" L x 2.375" H	8 lbs	384	121

For design consideration add 1.5mm or .06" to the W and L dimensions to allow for the spacers.




## STOCK COLORS

Custom colors are available by special order - please contact your local dealer.



Positano



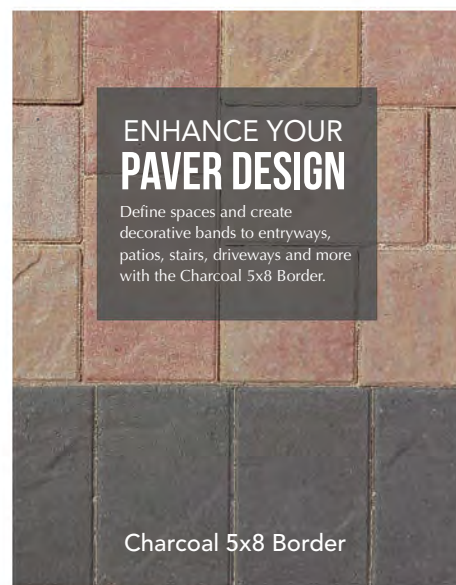
Verona



Torino



San Remo



### ENHANCE YOUR PAVER DESIGN

Define spaces and create decorative bands to entryways, patios, stairs, driveways and more with the Charcoal 5x8 Border.


Charcoal 5x8 Border

## PATTERNS

To see additional Artisan Slate patterns please turn to page 116 or visit [basalite.com](http://basalite.com).

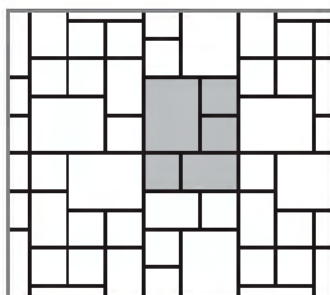
### Interlace

75% Rectangle, 25% Square




### Random 1

40% Mega, 20% Rectangle, 40% Square



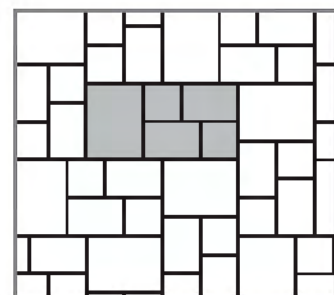
### Random Cobble

60% Mega, 30% Rectangle, 10% Square



### Herringbone Flagstone

37.5% Mega, 37.5% Rectangle and 25% Square





# Italian Renaissance

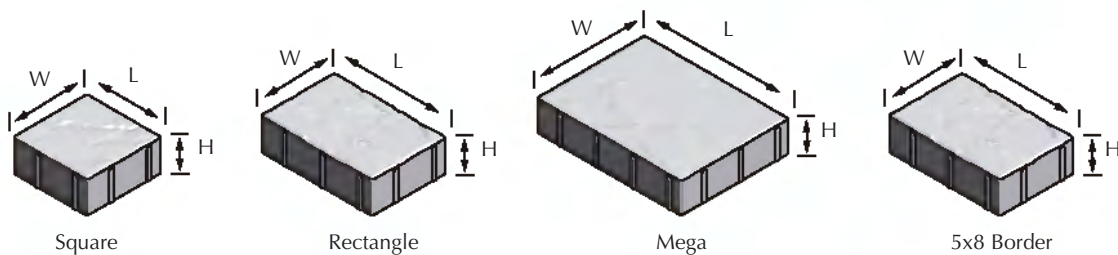
## INTERLOCKING PAVING STONES

The Italian Renaissance collection recreates the textured surface and hand-cobbled appearance of stone slab roads once naturally antiqued by carriage wheels and horses' hooves.



Italian Renaissance pavers in Positano

### SPECIFICATIONS





Name	Metric Units	U.S. Customary Units	Weight	Units/Pallet	Sq. Ft./Pallet
Square	138mm W x 138mm L x 60mm H	5.43" W x 5.43" L x 2.375" H	6 lbs	512	107
Rectangle	138mm W x 208mm L x 60mm H	5.43" W x 8.19" L x 2.375" H	8 lbs	384	121
Mega	208mm W x 278mm L x 60mm H	8.19" W x 10.94" L x 2.375" H	19 lbs	160	102
5x8 Border	138mm W x 208mm L x 60mm H	5.43" W x 8.19" L x 2.375" H	8 lbs	384	121

For design consideration add 1.5mm or .06" to the W and L dimensions to allow for the spacers.



## STOCK COLORS


Custom colors are available by special order - please contact your local dealer.



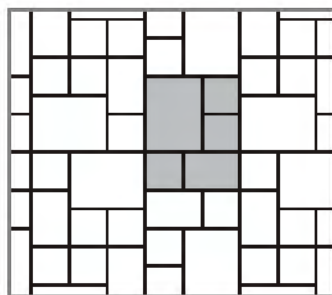
## PATTERNS

To see additional Italian Renaissance patterns please turn to page 116 or visit [basalite.com](http://basalite.com).


**Interlace**  
75% Rectangle, 25% Square




**Random 1**  
40% Mega, 20% Rectangle, 40% Square



**Random Cobble**  
60% Mega, 30% Rectangle, 10% Square



**Herringbone Flagstone**  
37.5% Mega, 37.5% Rectangle and 25% Square







# Plank Paver

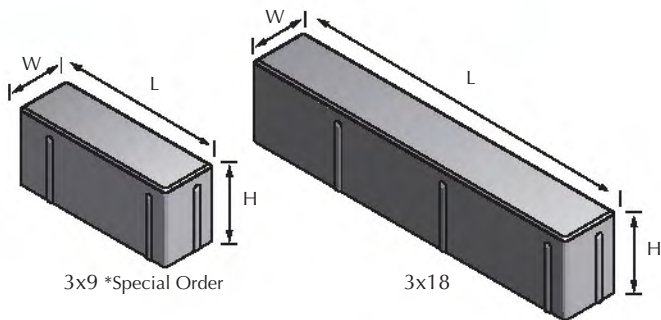
INTERLOCKING PAVING STONES

Durable and perfect for high foot traffic areas, Basalite™'s Plank Paver is sleek and exudes ultra modern appeal. Available in two sizes, the Plank Paver is sure to make an impact in any residential or commercial landscape project.

3x18 Plank Paver in blend of Granite Bay, Truckee and Mount Shasta

## SPECIFICATIONS

\*3x9 is special order - please contact your local dealer for lead time.





Name	Metric Units	U.S. Customary Units	Weight	Units/Pallet	Sq. Ft./Pallet
3x9	73mm W x 223mm L x 100mm H	2.87" W x 8.78" L x 3.94" H	8 lbs	420	75.6
3x18	138mm W x 448mm L x 100mm H	2.87" W x 17.64" L x 3.94" H	16 lbs	168	60

For design consideration add 1.5mm or .06" to the W and L dimensions to allow for the spacers.




## STOCK COLORS

Custom colors are available by special order - please contact your local dealer.




## PATTERNS


**Running Bond**  
100% 3x18 or 3x9



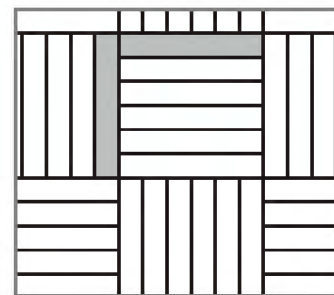
**Mixed Running Bond**  
50% 3" x 18" and 50% 3x9



**Herringbone**  
100% 3x18 or 3x9



**Basket Weave**  
100% 3x18 or 3x9





# Artisan Cobblestone

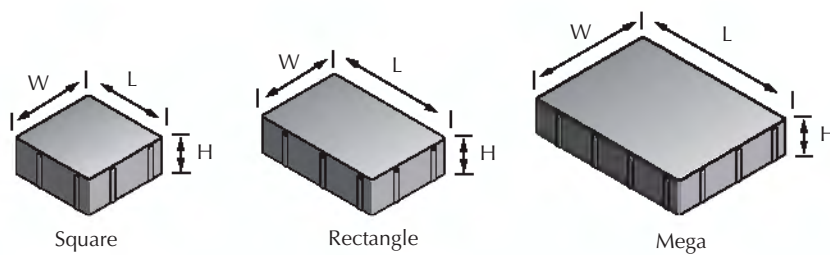
## INTERLOCKING PAVING STONES

For designs that require more formal styling, this paver offers the traditional look and feel of centuries-old cobbled block.

Don't forget to include complementary walls and stairs to complete your hardscape.

Artisan Cobblestone Pavers in Torino

### SPECIFICATIONS



Name	Metric Units	U.S. Customary Units	Weight	Units/Pallet	Sq. Ft./Pallet
Square	138mm W x 138mm L x 60mm H	5.43" W x 5.43" L x 2.375" H	6 lbs	512	107
Rectangle	138mm W x 208mm L x 60mm H	5.43" W x 8.19" L x 2.375" H	8 lbs	384	121
Mega	208mm W x 278mm L x 60mm H	8.19" W x 10.94" L x 2.375" H	19 lbs	160	102

For design consideration add 1.5mm or .06" to the W and L dimensions to allow for the spacers.



## STOCK COLORS

Custom colors are available by special order - please contact your local dealer.




## PATTERNS

To see additional Artisan Cobblestone patterns please turn to page 116 or visit [basalite.com](http://basalite.com).

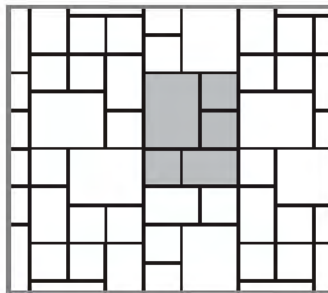
### Interlace

75% Rectangle, 25% Square




### Random 1

40% Mega, 20% Rectangle, 40% Square



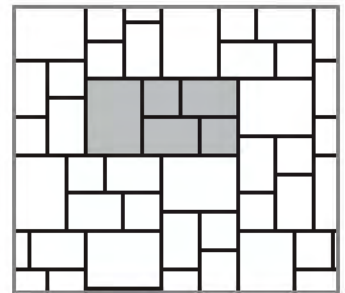
### Random Cobble

60% Mega, 30% Rectangle, 10% Square



### Herringbone Flagstone

37.5% Mega, 37.5% Rectangle and 25% Square





# Circle Kits

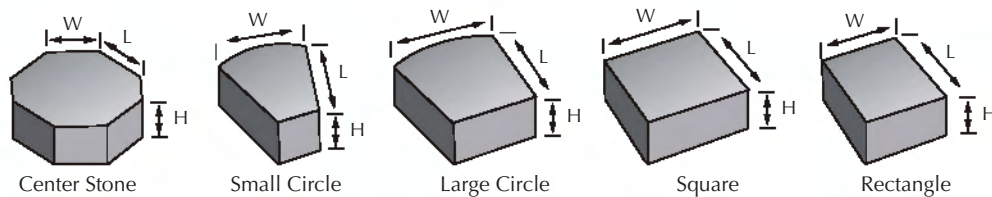
## INTERLOCKING PAVING STONES

Add visual interest to your hardscape space with a circle inlay. The Basalite 11' circle kit requires no cutting and complements the Italian Renaissance, Artisan Cobblestone, Artisan Slate and Artisan Smooth paver collections.

Italian Renaissance Circle Kit in Positano

### SPECIFICATIONS

Circle kit includes 8 Center Stone pieces, 8 Small Circle pieces, 240 Large Circle pieces, 120 Square pieces and 112 Rectangle pieces per pallet. For a combined total of 488 pieces per pallet.





Name	Metric Units	U.S. Customary Units	Weight	Units/Pallet	Sq. Ft./Pallet
Center Stone	139mm W x 139mm L x 60mm H	5.47" W x 5.47" L x 2.375" H	4.3 lbs	6	Makes one 11 foot circle
Small Circle	156mm W x 139mm L x 60mm H	6.14" W x 5.47" L x 2.375" H	4.2 lbs	8	
Large Circle	130mm W x 139mm L x 60mm H	5.11" W x 5.47" L x 2.375" H	4.2 lbs	240	
Square	139mm W x 139mm L x 60mm H	5.47" W x 5.47" L x 2.375" H	5.5 lbs	120	
Rectangle	119mm W x 139mm L x 60mm H	4.69" W x 5.47" L x 2.375" H	4.7 lbs	112	

For design consideration add 1.5mm or .06" to the W and L dimensions to allow for the spacers.



## STOCK COLORS

Custom colors are available by special order - please contact your local dealer.







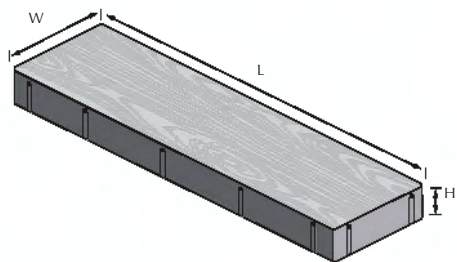
# Wood Grain Paver

INTERLOCKING PAVING STONES

Basalite's Wood Grain Paver has the look and beauty of natural wood with the durability of concrete. This charming paver is available in two natural wood stain colors. Basalite's Wood Grain Paver will never need to be stained like wood and will not rot, warp, splinter or fade over time.

Wood Grain Paver in Driftwood

## SPECIFICATIONS





Name	Metric Units	U.S. Customary Units	Weight	Units/Pallet	Sq. Ft./Pallet
Wood Grain	148mm W x 448mm L x 60mm H	5.83" W x 17.64" L x 2.375" H	20 lbs	112	80
For design consideration add 1.5mm or .06" to the W and L dimensions to allow for the spacers.					



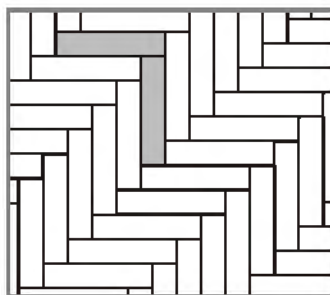
## STOCK COLORS

Custom colors are available by special order - please contact your local dealer.




## PATTERNS

Herringbone  
100% Wood Grain Paver



Running Bond  
100% Wood Grain Paver







# Bullnose

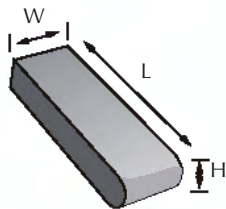
INTERLOCKING PAVING STONES

Ideal for stair treads, edges, borders, seat walls, and pool coping, the Bullnose Paver provides a smooth rounded edge to your design. Bullnose pavers are available in five colors, each of which can be tumbled upon request.

Bullnose Pavers in Positano with tumbled finish

## SPECIFICATIONS

Bullnose paver has mortar groove for wet set applications.




Name	Metric Units	U.S. Customary Units	Weight	Units/Pallet	Sq. Ft./Pallet
Bullnose	98mm W x 300mm L x 60mm H	3.86" W x 11.81" L x 2.375" H	8 lbs	128	42.5
For design consideration add 1.5mm or .06" to the W and L dimensions.					




## STOCK COLORS

Bullnose pavers are available in a tumbled finish. Please call for availability.  
Custom colors are available by special order - please contact your local dealer.



## PATTERNS

Soldier Course  
100% Bullnose





# Mission

## INTERLOCKING PAVING STONES

For a more traditional approach to landscape design, try Basalite® Mission Pavers. Even with its simple shape, Mission pavers can be arranged in several appealing patterns, such as Herringbone, Basket Weave, or Running Bond.



Mission Paver in Pacifica

### STOCK COLORS

Custom colors are available by special order - please contact your local dealer.



Pacifica

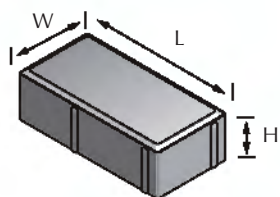


Carmel



Mendocino

### SPECIFICATIONS



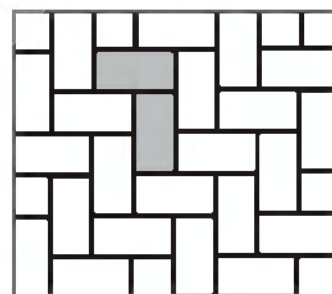
Name	Metric Units	U.S. Customary Units	Weight	Units/Pallet	Sq. Ft./Pallet
4x8	98mm W x 198mm L x 60mm H	3.85" W x 7.795" L x 2.375" H	7 lbs	528	113

For design consideration add 1.5mm or .06" to the W and L dimensions to allow for the spacers.

### PATTERNS

To see additional Mission patterns please turn to page 116 or visit [basalite.com](http://basalite.com).

Herringbone  
100% Mission





# Heartland Paver

## INTERLOCKING PAVING STONES

The Heartland Paver is a single-sized system that has four unique slate topped patterns. These four patterns give the appearance of a thirteen-piece, random paver system. The Heartland Paver System reduces installation time due to the size of the units being slightly over one square foot each.

### STOCK COLORS

Custom colors are available by special order - please contact your local dealer.

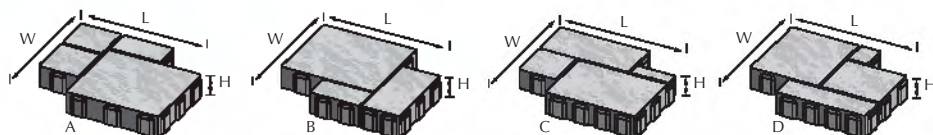


Positano

Heartland Paver in Positano

### SPECIFICATIONS

24 A pieces, 32 B pieces, 24 C pieces and 16 D pieces are on a pallet for a full pallet quantity of 104 pieces.

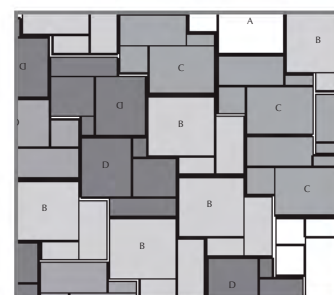


Name	Metric Units	U.S. Customary Units	Weight	Units/Pallet	Sq. Ft./Pallet
A	307mm W x 377mm L x 60mm H	12.09" W x 14.84" L x 2.375" H	28 lbs	24	104
B	307mm W x 377mm L x 60mm H	12.09" W x 14.84" L x 2.375" H	28 lbs	32	
C	307mm W x 377mm L x 60mm H	12.09" W x 14.84" L x 2.375" H	28 lbs	24	
D	307mm W x 377mm L x 60mm H	12.09" W x 14.84" L x 2.375" H	28 lbs	16	

For design consideration add 3.5mm or .14" to the W and L dimensions to allow for the spacers.

### PATTERNS

Heartland





# Arrowhead-Eurostone

## INTERLOCKING PAVING STONES

Arrowhead-Eurostone consist of two geometric paving stones that together convey a vast array of design possibilities. The two shapes modulate to form a beautiful kaleidoscope of pattern options. Impressionistic designs are further enhanced when contrasting colors are used.

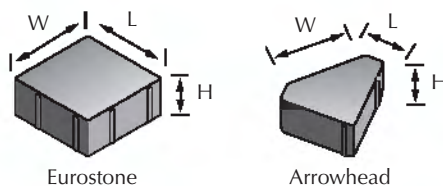
### STOCK COLORS

Custom colors are available by special order - please contact your local dealer.



Arrowhead-Eurostone Paver in Chili Pepper Red & Lamp Black

### SPECIFICATIONS




Name	Metric Units	U.S. Customary Units	Weight	Units/Pallet	Sq. Ft./Pallet
Eurostone	148mm W x 148mm L x 60mm H	5.83" W x 5.83" L x 2.375" H	5.2 lbs	512	108
Arrowhead	148mm W x 148mm L x 60mm H	5.83" W x 5.83" L x 2.375" H	7 lbs	448	85

For design consideration add 1.5mm or .06" to the W and L dimensions to allow for the spacers.

### PATTERNS

To see additional Arrowhead-Eurostone patterns please visit [basalite.com](http://basalite.com).

Traditional  
75% Arrowhead, 25% Eurostone







# SF Rima™

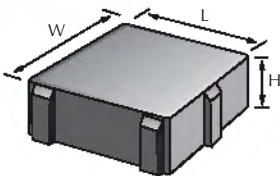
## PERMEABLE PAVING STONES

SF Rima™ permeable pavers are designed with the environment in mind, reducing storm water runoff, decreasing flooding and relieving storm water systems. SF Rima’s unique design allows it to be installed with spacer-on-stone for water drainage or spacer-on-spacer for turf growth.

SF Rima™ Pavers in special order custom color Tan Charcoal

### SPECIFICATIONS & COLORS

SF Rima™ is available by special order only - please contact your local dealer.  
Colors are available by special order in SF Rima™, visit [basalite.com](http://basalite.com) to see all color options.



Name	Metric Units	U.S. Customary Units	Weight	Units/Pallet	Sq. Ft./Pallet
SF Rima	196mm W x 196mm L x 80mm H	7.71" W x 7.71" L x 3.18" H	17 lbs	180	84
For design consideration add 12mm or .47" to the W and L dimensions to allow for the spacers.					



# Permeable Plank Paver

## PERMEABLE PAVING STONES



The Plank Permeable Paver is an environmentally beneficial, heavy-duty paving system designed to reduce storm water runoff on industrial, commercial, municipal and residential projects. With its modern look and large size, it's well suited for larger areas. This paver has a small joint for its stone size ( 9 - 11 mm) and a unique spacer system that facilitates mechanical installation. \*Special order only.

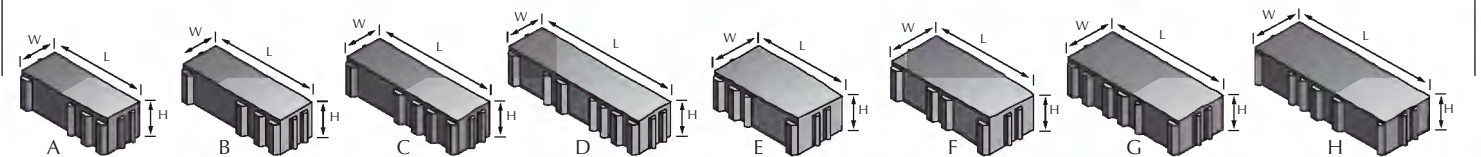


Permeable Plank Pavers in special order custom color

### SPECIFICATIONS

Two different widths (3.31" and 4.48"). Four different lengths (9.33", 10.91", 12.48 and 14.06").  
30 pieces of each size are on a pallet for a full pallet quantity of 240 pieces.

SOLD IN MIXED PALLET QUANTITIES ONLY



Name	Metric Units	U.S. Customary Units	Weight	Units/Pallet	Sq. Ft./Pallet
A	84mm W x 237mm L x 100mm H	3.31" W x 9.33" L x 3.93" H	8 lbs	30	86.4
B	84mm W x 277mm L x 100mm H	3.31" W x 10.91" L x 3.93" H	9.3 lbs	30	
C	84mm W x 317mm L x 100mm H	3.31" W x 12.48" L x 3.93" H	10.6 lbs	30	
D	84mm W x 357mm L x 100mm H	3.31" W x 14.06" L x 3.93" H	12 lbs	30	
E	114mm W x 237mm L x 100mm H	4.48" W x 9.33" L x 3.93" H	10.8 lbs	30	
F	114mm W x 277mm L x 100mm H	4.48" W x 10.91" L x 3.93" H	12.6 lbs	30	
G	114mm W x 317mm L x 100mm H	4.48" W x 12.48" L x 3.93" H	14.4 lbs	30	
H	114mm W x 357mm L x 100mm H	4.48" W x 14.06" L x 3.93" H	16.2 lbs	30	




For design consideration add 9.5mm or .37" to the W and L dimensions to allow for the spacers.



## COLORS

**\*The Permeable Plank Paver is available by special order only - please contact your local dealer.**


12 solid (shown) and 4 blended colors are available by special order in the Permeable Plank Paver collection, visit [basalite.com](http://basalite.com) to see all color options.



## PATTERNS


### Pallet Layout

As placed on pallet.



### Random Running Bond

Horizontal rows are shifted each 50 mm to the left and right (100 mm in total), this can be done by the clamp on site.





# Permeable Mission

PERMEABLE PAVING STONES

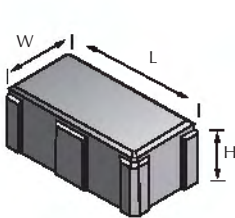
Permeable Mission is the perfect companion for any environmentally-sensitive or green building project. It allows water to drain naturally into the surface, reducing storm water runoff and its contaminants from entering our waterways.



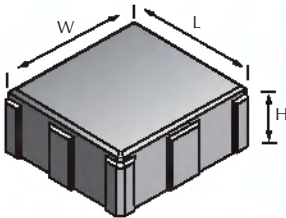
Permeable Mission Pavers in Positano

## SPECIFICATIONS

\*8x8 is special order - please contact your local dealer for lead time.



4x8



8x8 \*Special Order

Name	Metric Units	U.S. Customary Units	Weight	Units/Pallet	Sq. Ft./Pallet
4x8	94mm W x 194mm L x 80mm H	3.70" W x 7.64" L x 3.125" H	5.2 lbs	512	82.6
8x8	194mm W x 194mm L x 80mm H	7.64" W x 7.64" L x 3.125" H	16 lbs	216	90

For design consideration add 2.75mm or .11" to the W and L dimensions to allow for the spacers.



STOCK COLORS


Custom colors are available by special order - please contact your local dealer.



Postitano



Verona



CLASSIC PATTERNS

Create a sophisticated and clean look with the use of a classic pattern.


Permeable Mission Pavers in Postitano

PATTERNS

To see additional Permeable Mission patterns please turn to page 116 or visit [basalite.com](http://basalite.com).


Permeable Mission

34% 4x8 and 66% 8x8



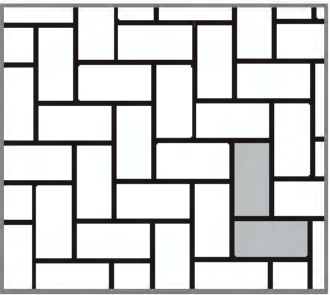
45° Herringbone

100% 4x8




90° Herringbone

100% 4x8



Running Bond

100% 4x8





# Permeable Cobblestone

## PERMEABLE PAVING STONES

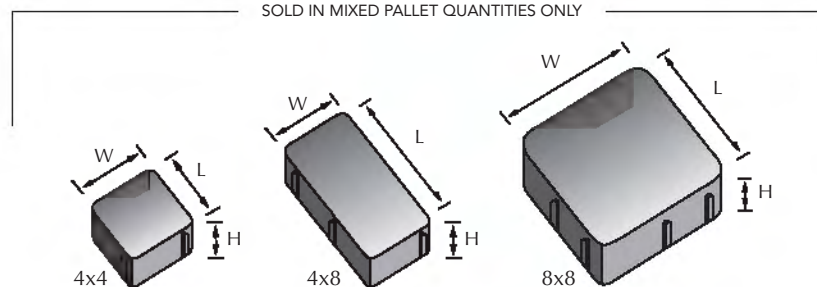
Permeable Cobblestone pavers combine the look and feel of old, Roman-style cobbled block, with environmental benefits. Due to a unique spacer design, this paver allows storm water to drain naturally into the surface, reducing contaminants and helping to preserve our waterways.

Permeable Cobblestone Pavers in Positano

### SPECIFICATIONS

168 4x4 pieces, 96 4x8 pieces and 72 8x8 pieces per pallet. For a combined total of 336 pieces per pallet. This system can be mechanically installed.

SOLD IN MIXED PALLET QUANTITIES ONLY



Name	Metric Units	U.S. Customary Units	Weight	Units/Pallet	Sq. Ft./Pallet
4x4	98mm W x 98mm L x 80mm H	3.85" W x 3.85" L x 3.18" H	3.45 lbs	168	65
4x8	98mm W x 198mm L x 80mm H	3.85" W x 7.79" L x 3.18" H	6.75 lbs	96	
8x8	198mm W x 198mm L x 80mm H	7.79" W x 7.79" L x 3.18" H	15.5 lbs	72	
For design consideration add 7.9mm or .31" to the W and L dimensions to allow for the spacers.					



## STOCK COLORS

Custom colors are available by special order - please contact your local dealer.

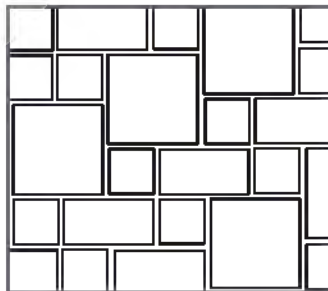


Positano

## PATTERNS

To see additional Permeable Cobblestone patterns please visit [basalite.com](http://basalite.com).

Permeable Cobblestone





# StoneWall® II

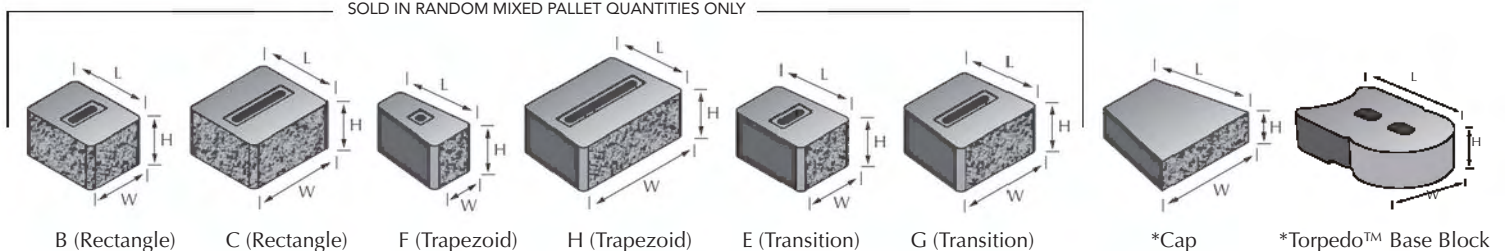
## FREESTANDING & RETAINING WALL

StoneWall® II is a six-piece, tumbled wall system that can be installed in different patterns and built as a retaining or freestanding wall. Basalite®'s StoneWall® II column kits are the perfect way to accent your freestanding wall.

StoneWall® II in Positano

### SPECIFICATIONS

SOLD IN RANDOM MIXED PALLET QUANTITIES ONLY



Name	Metric Units	U.S. Customary Units	Weight	Units/Pallet	Sq. Ft./Pallet
B	267mm L x 203mm W x 153mm H	10.5" L x 8" W x 6" H	34 lbs	Varies	33
C	267mm L x 305mm W x 153mm H	10.5" L x 12" W x 6" H	50 lbs		
F	267mm L x 153/102mm W x 153mm H	10.5" L x 6/4" W x 6" H	21 lbs		
H	267mm L x 406/356mm W x 153mm H	10.5" L x 16/14" W x 6" H	64 lbs		
E	267mm L x 203/178mm W x 153mm H	10.5" L x 8/7" W x 6" H	32 lbs		
G	267mm L x 305/279mm W x 153mm H	10.5" L x 12/11" W x 6" H	49 lbs		
*Cap	267mm L x 342/203mm W x 330mm H	12" L x 13.5/8" W x 3" H	24 lbs	128	114 lineal feet
*Torpedo™	400mm L x 279mm W x 102mm H	15.75" L x 11" W x 4" H	47 lbs	48	63 lineal feet

B, C, F, H, E and G units are sold in random mixed pallet quantities only. \*Caps and Torpedo™ Base Block are all palletized and sold separately.



## STOCK COLORS

Custom colors are available by special order - please contact your local dealer.





# Column Kit

STONEWALL® II



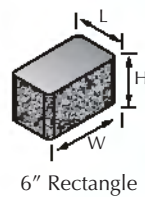
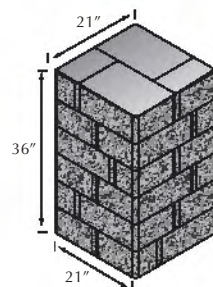
Basalite®'s StoneWall® II column kits are the perfect way to accent your freestanding wall.



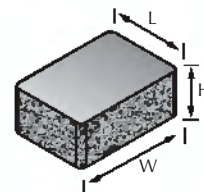
StoneWall® II Column Kit in Positano with Pewter Column Cap (sold separately)

## SPECIFICATIONS

Each column is 21" x 21" square. There are 24 pieces of each sized block on the pallet for a total of 48 blocks. The kit will make two (2), 3-foot tall columns.



6" Rectangle



15" Rectangle

Name	Metric Units	U.S. Customary Units	Weight	Units/Pallet
6" Rectangle	153mm L x 267mm W x 153mm H	6" W x 10.5" L x 6" H	28 lbs	24
15" Rectangle	381mm L x 267mm W x 153mm H	15" W x 10.5" L x 6" H	70 lbs	24



## STOCK COLORS

Custom colors are available by special order - please contact your local dealer.





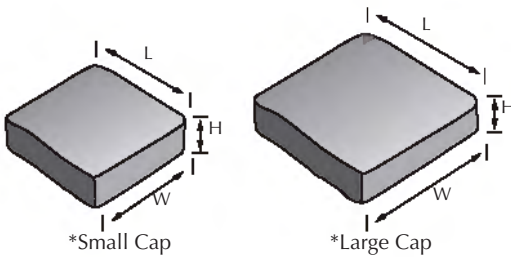
# Column Cap

## WALL SYSTEMS

Nothing adds a finishing touch to a decorative column like a column cap. With chiseled edges and a flat top, the caps are not only a sophisticated option, but the flat top allows for easy installation of a decorative light.

Column Cap in Sand on top of Bayfield® Freestanding Wall in Venice (sold separately)


### SPECIFICATIONS



Name	Metric Units	U.S. Customary Units	Weight	Units/Pallet
*Small Cap	610mm L x 610mm W x 51mm H	24" L x 24" W x 2" H	106 lbs	12
*Large Cap	762mm L x 762mm W x 51mm H	30" L x 30" W x 2" H	158 lbs	6



## STOCK COLORS





# Bayfield®

## RETAINING WALL SYSTEM

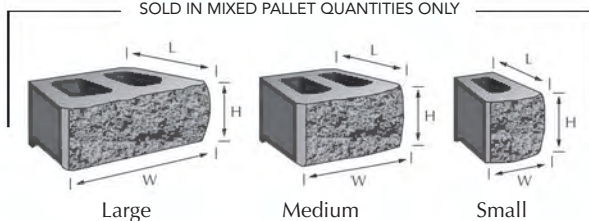
The Bayfield® Retaining Wall System combines earthen tones, rich textures and varied contours, making it a reliable alternative to natural stone walls. Use Bayfield® retaining walls to create stunning retaining and terraced walls.



Bayfield® Retaining Wall in special order custom color

### SPECIFICATIONS

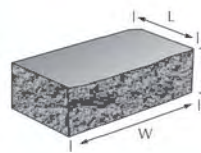
SOLD IN MIXED PALLET QUANTITIES ONLY



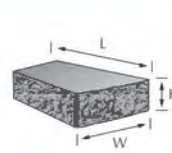
Large

Medium

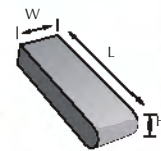
Small



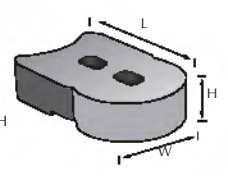
\*Column/Corner



\*Cap



\*Bullnose Cap



\*Torpedo™ Base Block


Name	Metric Units	U.S. Customary Units	Weight	Units/Pallet	Sq. Ft./Pallet
Large	254mm L x 457mm W x 153mm H	10" L x 18" W x 6" H	59 lbs	24 in each size for a total of 72 pieces.	36
Medium	254mm L x 305mm W x 153mm H	10" L x 12" W x 6" H	43 lbs		
Small	254mm L x 153mm W x 153mm H	10" L x 6" W x 6" H	21 lbs		
*Column/Corner	229mm L x 457mm W x 153mm H	9" L x 18" W x 6" H	75 lbs	20	
*Cap	330mm L x 203mm W x 76mm H	13" L x 8" W x 3" H	22 lbs	126	78 lineal feet
*Bullnose Cap	300mm L x 98mm W x 60mm H	3.86" W x 11.81" L x 2.375" H	8 lbs	128	43
*Torpedo™	400mm L x 279mm W x 102mm H	15.75" L x 11" W x 4" H	47 lbs	48	63 lineal feet

Large, Medium and Small units are sold in mixed pallet quantities only. \*Column/Corners, Caps and Torpedo™ are all palletized and sold separately.



## STOCK COLORS

Custom colors are available by special order - please contact your local dealer.



Positano



### INCORPORATE PLANTERS

Incorporate planters into your design to add color and texture with flowers and shrubs.

Bayfield® Retaining Wall in special order custom color



# Bayfield®

## FREESTANDING WALL SYSTEM

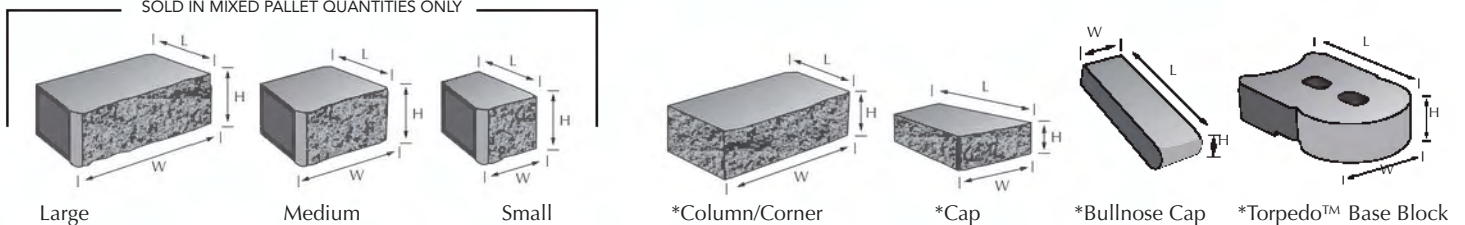
The Bayfield® Freestanding Wall System combines earthen tones, rich textures and varied contours, making it a reliable alternative to natural stone walls. Use Bayfield® freestanding walls to create stunning seating areas, borders, columns and courtyards.

Bayfield® Freestanding Wall in special order custom color

### SPECIFICATIONS

The Bayfield freestanding units have textured sides for ending walls and incorporating columns without cutting.

SOLD IN MIXED PALLET QUANTITIES ONLY



Name	Metric Units	U.S. Customary Units	Weight	Units/Pallet	Sq. Ft./Pallet
Large	229mm L x 457/406mm W x 153mm H	9" L x 16/18" W x 6" H	70 lbs	24 in each size for a total of 72 pieces.	33
Medium	229mm L x 305/254mm W x 153mm H	9" L x 12/10" W x 6" H	45 lbs		
Small	229mm L x 153/102mm W x 153mm H	9" L x 6/4" W x 6" H	20 lbs		
*Column/Corner	229mm L x 457mm W x 153mm H	9" L x 18" W x 6" H	75 lbs	20	
*Cap	330mm L x 203mm W x 76mm H	13" L x 8" W x 3" H	22 lbs	126	78 lineal feet
*Bullnose Cap	300mm L x 98mm W x 60mm H	3.86" W x 11.81" L x 2.375" H	8 lbs	128	43
*Torpedo™	400mm L x 279mm W x 102mm H	15.75" L x 11" W x 4" H	47 lbs	48	63 lineal feet

Large, Medium and Small units are sold in mixed pallet quantities only. \*Column/Corners, Caps and Torpedo™ are all palletized and sold separately.



## STOCK COLORS

Custom colors are available by special order - please contact your local dealer.



Positano



### THE FINISHING TOUCH

Pillars are ideal for ending seat walls and adding a finishing touch to any space.

Bayfield® Freestanding Wall in special order custom color



# Brisa® Random

## RETAINING WALL SYSTEM

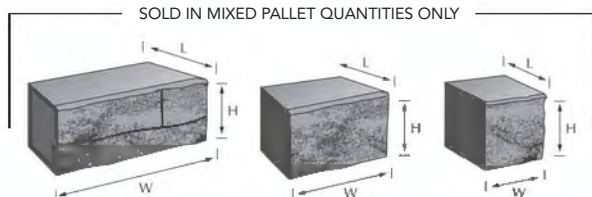
Get the look of natural split limestone with the Brisa® Random retaining wall system. Use Brisa® retaining walls to create stunning retaining and terraced walls.



Brisa® Random Retaining Wall in Positano

### SPECIFICATIONS

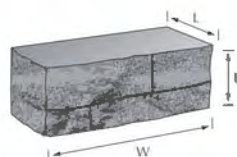
SOLD IN MIXED PALLET QUANTITIES ONLY




Large

Medium

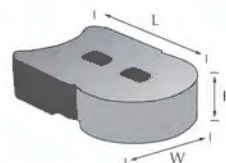
Small



\*Column/Corner



\*Cap



\*Torpedo™ Base Block

Name	Metric Units	U.S. Customary Units	Weight	Units/Pallet	Sq. Ft./Pallet
Large	178mm L x 406mm W x 153mm H	8" L x 16" W x 6" H	52 lbs	30	
Medium	178mm L x 254mm W x 153mm H	8" L x 10" W x 6" H	31 lbs	15	30
Small	178mm L x 153mm W x 153mm H	8" L x 6" W x 6" H	20 lbs	15	
*Column/Corner	178mm L x 406mm W x 153mm H	8" L x 16" W x 6" H	75 lbs	28	28
*Cap	305mm L x 191mm W x 76mm H	13" L x 7 7/8" W x 3" H	22 lbs	126	78 lineal feet
*Torpedo™	400mm L x 279mm W x 102mm H	15.75" L x 11" W x 4" H	47 lbs	48	63 lineal feet

Large, Medium and Small units are sold in mixed pallet quantities only. \*Column/Corners, Caps and Torpedo™ are all palletized and sold separately.



## STOCK COLORS

Custom colors are available by special order - please contact your local dealer.





# Brisa® Random

## FREESTANDING WALL

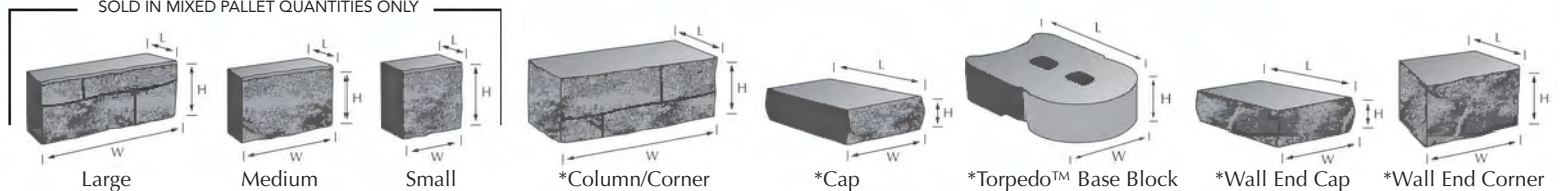
Brisa® Random freestanding walls can be used to create stunning seating areas, columns, borders, and courtyards.

The texture of natural split limestone and rich color blends create a visually stunning scene.

Brisa® Random Freestanding Wall in Positano

### SPECIFICATIONS

SOLD IN MIXED PALLET QUANTITIES ONLY



Name	Metric Units	U.S. Customary Units	Weight	Units/Pallet	Sq. Ft./Pallet
Large	102mm L x 406mm W x 153mm H	5" L x 16" W x 6" H	36 lbs	60	
Medium	102mm L x 254mm W x 153mm H	5" L x 10" W x 6" H	22 lbs	30	30
Small	102mm L x 153mm W x 153mm H	5" L x 6" W x 6" H	13 lbs	30	
*Column/Corner	178mm L x 406mm W x 153mm H	8" L x 16" W x 6" H	75 lbs	28	28
*Cap	191mm L x 305mm W x 76mm H	13" L x 7 7/8" W x 3" H	22 lbs	126	78 lineal feet
*Torpedo™	400mm L x 279mm W x 102mm H	15.75" L x 11" W x 4" H	47 lbs	48	63 lineal feet
*Wall End Cap	305mm L x 184mm W x 76mm H	13" L x 8" W x 3" H	22 lbs	36	78 lineal feet
*Wall End Corner	241mm L x 184mm W x 153mm H	8" L x 10.5" W x 6" H	36 lbs	42	28 lineal feet

Large, Medium and Small units are sold in mixed pallet quantities only. \*Columns, Corners, Caps and Torpedo™ are all palletized and sold separately.



## STOCK COLORS

Custom colors are available by special order - please contact your local dealer.





# Lakeland™ Standard & Lakeland™ II Blocks

FREESTANDING & RETAINING WALL

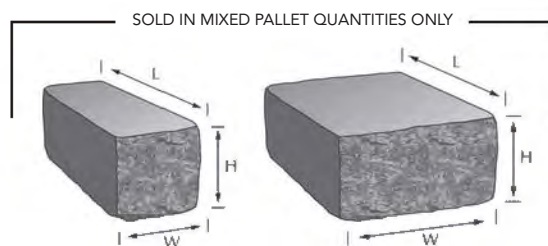


Lakeland™ Standard and Lakeland™ II are the perfect blocks when added to the Necessaries product lines. Create small retaining walls or freestanding walls.



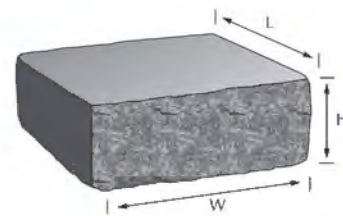
Lakeland™ Standard & Lakeland™ II Blocks in Positano

## SPECIFICATIONS



Lakeland™ II Small

Lakeland™ II Medium



\*Lakeland™ Standard



Name	Metric Units	U.S. Customary Units	Weight	Units/Pallet	Sq. Ft./Pallet
Small	203mm L x 102mm W x 102mm H	8" L x 4" W x 4" H	10 lbs	80 in each size for a total of 160 pieces.	26
Medium	203mm L x 203mm W x 102mm H	8" L x 8" W x 4" H	20 lbs		
Standard	203mm L x 305mm W x 102mm H	8" L x 12" W x 4" H	31 lbs		

Lakeland™ II Small and Medium units are sold in mixed pallet quantities only. \*Lakeland™ Standard are all palletized and sold separately.



## STOCK COLORS

Custom colors are available by special order - please contact your local dealer.





# Estate Wall Ashlar

## RETAINING WALL

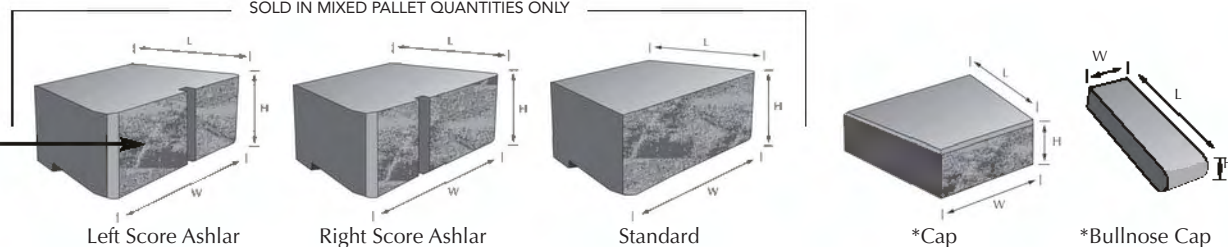
The unique artistry of your hardscape will be enhanced by our Estate Wall Ashlar. Estate Wall Ashlar offers the appearance and craftsmanship of hand-laid stone - but with the added advantages of segmental wall construction and design.

Estate Wall Ashlar in Positano

### SPECIFICATIONS

SOLD IN MIXED PALLET QUANTITIES ONLY

Ashlar Face gives the appearance of individual cut stones with the advantage of being a modular block.




Name	Metric Units	U.S. Customary Units	Weight	Units/Pallet	Sq. Ft./Pallet
Left Score	264mm L x 406mm W x 153mm H	10.375" L x 16" W x 6" H	50 lbs	15	
Right Score	264mm L x 406mm W x 153mm H	10.375" L x 16" W x 6" H	50 lbs	15	40
Standard	264mm L x 406mm W x 153mm H	10.375" L x 16" W x 6" H	50 lbs	30	
*Cap	254mm L x 305/203mm W x 76mm H	10" L x 12/8" W x 3" H	24 lbs	112	93 lineal feet
*Bullnose Cap	300mm L x 98mm W x 60mm H	3.86" W x 11.81" L x 2.375" H	8 lbs	128	43

Left Score Ashlar, Right Score Ashlar and Standard units are sold in mixed pallet quantities only. \*Caps are all palletized and sold separately.



## STOCK COLORS

Custom colors are available by special order - please contact your local dealer.



Positano



### EXPAND YOUR SPACE

Expand your outdoor living space by including built-in seating and planters, adding both function and beauty.

Estate Wall Ashlar in Positano



# Estate Wall

## RETAINING WALL

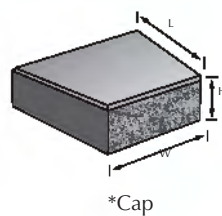
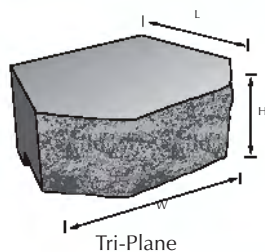


Estate Wall is made of high-strength, low absorption concrete for providing permanent, environmentally safe walls that are virtually maintenance free. Maximum wall height not to exceed 3' Minimum Radius 3' 6"

Estate Wall in Grey

### SPECIFICATIONS

\*Stock colors for the cap are Tan and Grey.





Name	Metric Units	U.S. Customary Units	Weight	Units/Pallet	Sq. Ft./Pallet
Tri-Plane	264mm L x 406mm W x 153mm H	10.375" L x 16" W x 6" H	50 lbs	60	40
*Cap	254mm L x 305/203mm W x 76mm H	10" L x 12/8" W x 3" H	24 lbs	112	93 lineal feet



## STOCK COLORS

Custom colors are available by special order - please contact your local dealer.





# Terrace Wall

## RETAINING WALL

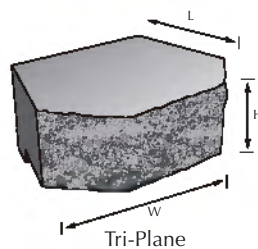


The Terrace Wall enables you to build straight, curved or terraced walls to fit the contours of your yard. Use it for retaining or terrace walls up to 2 feet high: patio, lawn or sidewalk edging, garden or flowerbed borders and tree rings. Maximum wall height not to exceed 2'. Minimum Radius is 2' 2".



Terrace Wall in Red Charcoal

## SPECIFICATIONS



Name	Metric Units	U.S. Customary Units	Weight	Units/Pallet	Sq. Ft./Pallet
Tri-Plane	229mm L x 295mm W x 103mm H	9" L x 11.625" W x 4" H	22 lbs	100	32.29



## STOCK COLORS

Custom colors are available by special order - please contact your local dealer.




Tan



Grey



Tan Charcoal



Red Charcoal



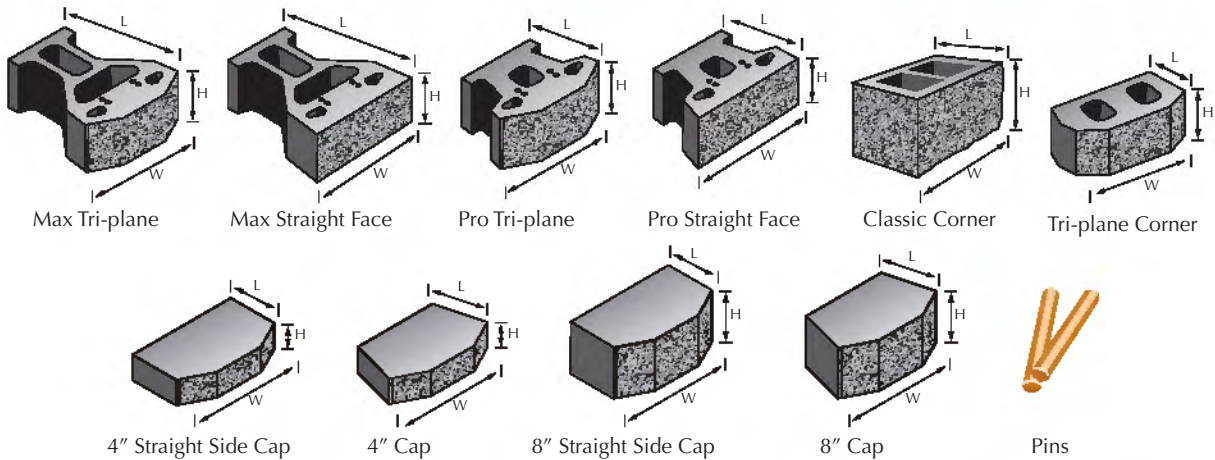
# Geowall™ Pro & Max

## ENGINEERED WALL

The Geowall™ Pro & Max features an open core design and high strength pin connection system. Geowall™ has two setback positions for near-vertical or battered wall construction.

Geowall™ Pro in Grey

### SPECIFICATIONS



Name	Metric Units	U.S. Customary Units	Weight	Units/Pallet	Sq. Ft./Pallet
Max Tri-plane	546mm L x 457mm W x 203mm H	21.5" L x 18" W x 8" H	95 lbs	30	30
Max Straight Face	546mm L x 457mm W x 203mm H	21.5" L x 18" W x 8" H	105 lbs	30	30
Pro Tri-plane	305mm L x 457mm W x 203mm H	12" L x 18" W x 8" H	75 lbs	45	45
Pro Straight Face	305mm L x 457mm W x 203mm H	12" L x 18" W x 8" H	85 lbs	45	45
Classic Corner	229mm L x 457mm W x 203mm H	9" L x 18" W x 8" H	60 lbs	50	-
Tri-plane Corner	229mm L x 457mm W x 203mm H	9" L x 18" W x 8" H	60 lbs	50	-
4" Straight Side Cap	267mm L x 457mm W x 102mm H	10.5" L x 18" W x 4" H	31 lbs	80	-
4" Cap	267mm L x 457mm W x 102mm H	10.5" L x 18" W x 4" H	31 lbs	80	-
8" Straight Side Cap	267mm L x 457mm W x 203mm H	10.5" L x 18" W x 8" H	75 lbs	50	-
8" Cap	267mm L x 457mm W x 203mm H	10.5" L x 18" W x 8" H	75 lbs	50	-
Pins	95mm L x 12.7mm	3.75" L x .50" W	-	-	-



## STOCK COLORS

Custom colors are available by special order - please contact your local dealer.





# Geowall™

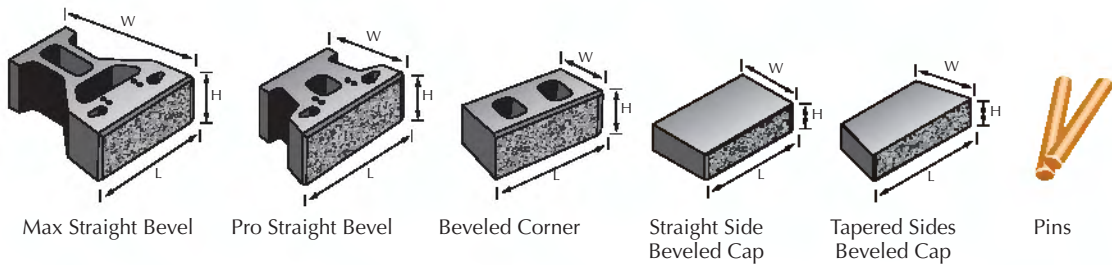
## Straight Beveled

### ENGINEERED WALL

The Geowall™ Straight Beveled features an open core design and high strength pin connection system. Geowall™ has two setback positions for near-vertical or battered wall construction.

Geowall™ Straight Beveled in Tan Brown

## SPECIFICATIONS




Name	Metric Units	U.S. Customary Units	Weight	Units/Pallet	Sq. Ft./Pallet
Max Straight Bevel	546mm L x 457mm W x 203mm H	21.5" L x 18" W x 8" H	105 lbs	30	30
Pro Straight Face	305mm L x 457mm W x 203mm H	12" L x 18" W x 8" H	85 lbs	45	45
Beveled Corner	229mm L x 457mm W x 203mm H	9" L x 18" W x 8" H	60 lbs	50	-
Straight Side Beveled Cap	267mm L x 457mm W x 102mm H	10.5" L x 18" W x 4" H	31 lbs	80	-
Tapered Side Beveled Cap	267mm L x 457mm W x 102mm H	10.5" L x 18" W x 4" H	31 lbs	80	-
Pins	95mm L x 12.7mm	3.75" L x .50" W	-	-	-




## STOCK COLORS

Custom colors are available by special order - please contact your local dealer.



Tan Brown



Geowall™ Straight Beveled in special order custom order



# Necessaries™

OUTDOOR LIVING KITS



Necessaries™ Outdoor Living Kits is a collection of affordable, ready-to-assemble outdoor fireplaces, waterfalls, bars, tables, fire pits, pillars, seat walls and outdoor kitchens. Each kit comes with everything you need to build!









# Necessaries™ Stock Colors



Necessaries™ feature multi-piece, tumbled  
Lakeland wall block and are available  
in six beautiful colors.

Mantels, caps, and tops come from  
Silver Creek Stoneworks and look and feel like  
hand-chiseled Indiana Limestone.







Lakeland Block Color: Santa Fe



Lakeland Block Color: **NEW!** Verona



Lakeland Block Color: Bluestone



Lakeland Block Color: **NEW!** Torino



# Necessaries™ Grand Fireplace Kit

OUTDOOR LIVING KITS

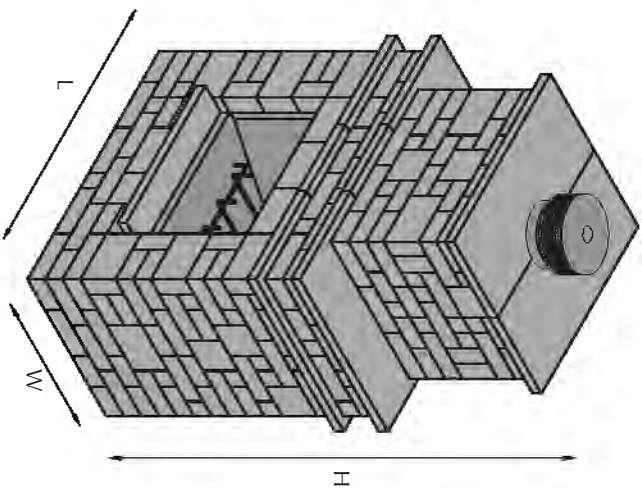
The Grand Fireplace Kit is the perfect centerpiece for your outdoor living room. Its appeal comes from its large profile, universal design and aged appearance. Adaptable for natural or LP gas.



Necessaries™ Grand Fireplace Kit with Grand Wood Box Kit in Desert



GRAND FIREPLACE KIT

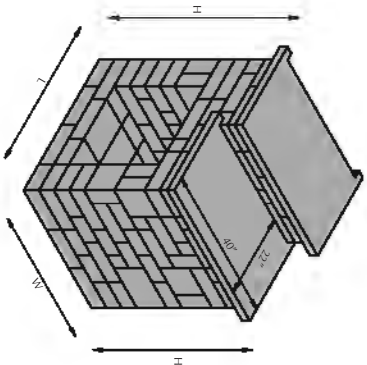


Grand Fireplace Kit

- 4' stainless stovepipe chimney
- Spark suppressor cap
- FMI Products Tuscan 36" stainless steel, wood-burning insert, log rack and spark curtain.

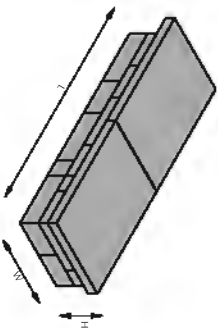
Name	Metric Units	U.S. Customary Units	Weight	Pallets
Grand Fireplace Kit	914mm W x 1524mm L x 2388mm H	36" W x 60" L x 94" H	9667 lbs	5

GRAND FIREPLACE ACCESSORIES - SOLD SEPARATELY



Grand Wood Box Kit

- Available left or right side
- Optional Gas burner/log set



Rack and Burner

- 18" match throw
- Natural gas
- Part # BXSS18MT-N



Gas Burning & Log Kit

- 18" iron log rack
- Grand Canyon Log Set
- 2 burner, 52,000 max BTU's
- Specify natural gas or liquid propane

Name	Metric Units	U.S. Customary Units	Weight	Pallets
Grand Wood Box Kit	762mm W x 1016mm L x 1270/1067mm H	30" W x 40" L x 50"/42" H	4051 lbs	2
Grand Hearth Kit	406mm W x 1219mm L x 254mm H	16" W x 48" L x 10" H	699 lbs	1
Rack and Burner	457mm L	18" L		
Gas Burning & Log Kit	457mm L	18" L		



# Necessaries™ Contemporary Gas Fireplace Kit

OUTDOOR LIVING KITS



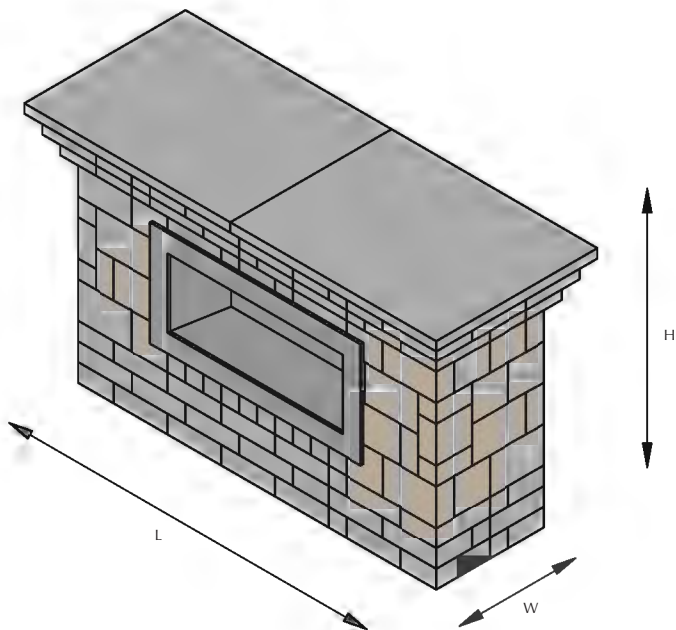
The clean lines and simple profile of the Contemporary Gas Fireplace Kit creates a backyard centerpiece perfect for homes with sophisticated style. The ventless, stainless steel insert features electronic ignition, glass wind screen and glass bead fire bed.



Necessaries™ Contemporary Gas Fireplace Kit in Desert



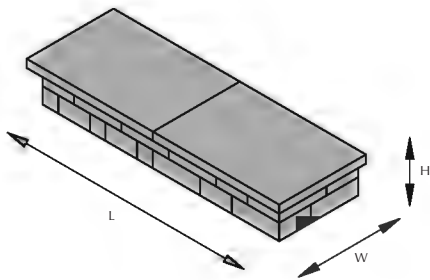
# CONTEMPORARY GAS FIREPLACE KIT



- Contemporary Fireplace Kit
- Firegear stainless steel gas insert
  - 43,000 max BTU/hr
  - Natural gas or LP fuel type
  - Electronic ignition
  - Stainless steel rear access door

Name	Metric Units	U.S. Customary Units	Weight	Pallets
Contemporary Gas Fireplace Kit	610mm W x 2032mm L x 1372mm H	24" W x 80" L x 54" H	4690 lbs	5

## CONTEMPORARY GAS FIREPLACE ACCESSORIES - SOLD SEPARATELY



Contemporary Hearth Kit

Name	Metric Units	U.S. Customary Units	Weight	Pallets
Contemporary Hearth Kit	508mm W x 1524mm L x 254mm H	20" W x 60" L x 10" H	699 lbs	1





# Necessaries™ Victorian Fireplace Kit

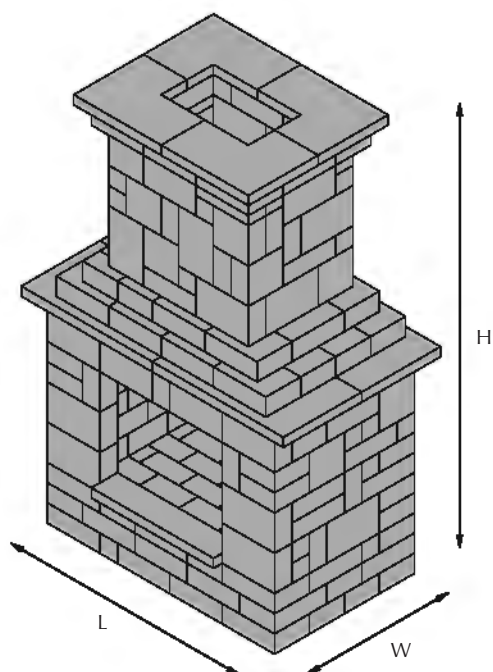
OUTDOOR LIVING KITS

The Victorian Fireplace will become the focal point in any backyard. Comes complete with 2.25" thick firebrick, ensuring durability and enhancing the overall appearance.

Necessaries™ Victorian Fireplace Kit in Desert



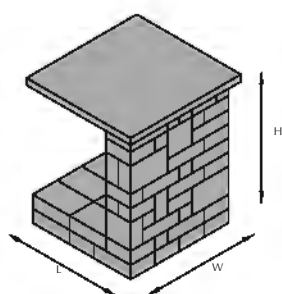
## VICTORIAN FIREPLACE KIT



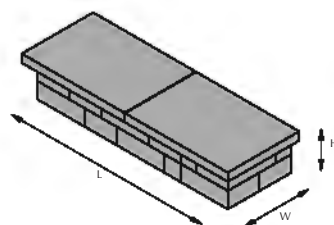
Victorian Fireplace Kit  
 • 2.25" protective fire brick

Name	Metric Units	U.S. Customary Units	Weight	Pallets
Victorian Fireplace Kit	1524mm W x 914mm L x 2388mm H	32" W x 52" L x 88" H	4600 lbs	3

## VICTORIAN FIREPLACE ACCESSORIES - SOLD SEPARATELY



Victorian Wood Box Kit  
 • Available left or right side



Victorian Hearth Kit



Rack and Burner  
 • 18" match throw  
 • Natural gas  
 • Part# BXSS18MT-N



Gas Burning & Log Kit  
 • 18" iron log rack  
 • Grand Canyon Log Set  
 • 2 burner, 52,000 max BTU's  
 • Specify natural gas or

Name	Metric Units	U.S. Customary Units	Weight	Pallets
Victorian Wood Box Kit	813mm W x 813mm L x 1067mm H	32" W x 32" L x 42" H	2090 lbs	1
Victorian Hearth Kit	406mm W x 1219mm L x 254mm H	16" W x 48" L x 10" H	699 lbs	1
Rack and Burner	457mm L	18" L		
Gas Burning & Log Kit	457mm L	18" L		



# Necessaries™ Compact Fireplace Kit

OUTDOOR LIVING KITS

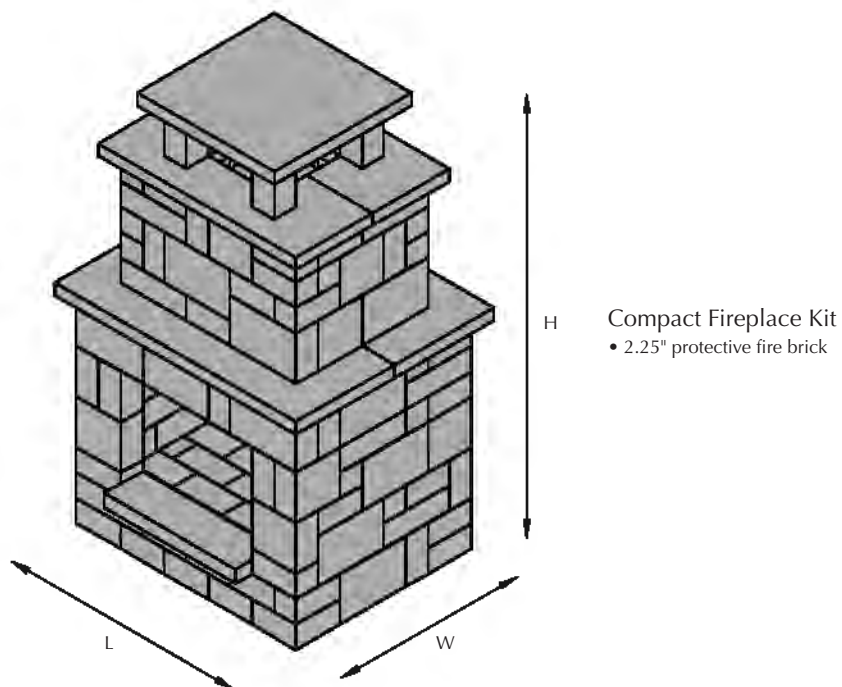
The Compact Fireplace Kit is ideal for smaller backyards and patios. Popular for its affordability and smaller footprint, the Compact fireplace will generate warm accolades from family and guests for years to come.



Necessaries™ Compact Fireplace Kit in Desert

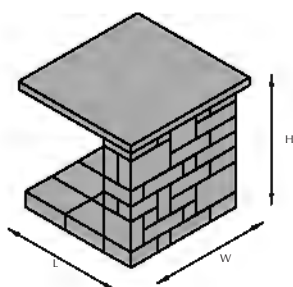


## COMPACT FIREPLACE KIT



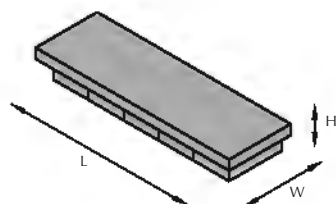
Name	Metric Units	U.S. Customary Units	Weight	Pallets
Compact Fireplace Kit	813mm W x 1016mm L x 1778mm H	32" W x 40" L x 70" H	3725 lbs	1

## COMPACT FIREPLACE ACCESSORIES - SOLD SEPARATELY




Compact Wood Box Kit

- Available left or right side



Compact Hearth Kit



Rack and Burner

- 18" match throw
- Natural gas
- Part# BXSS18MT-N



Gas Burning & Log Kit

- 18" iron log rack
- Grand Canyon Log Set
- 2 burner, 52,000 max BTU's
- Specify natural gas or liquid propane

Name	Metric Units	U.S. Customary Units	Weight	Pallets
Compact Wood Box Kit	813mm W x 813mm L x 864mm H	32" W x 32" L x 34" H	1655 lbs	1
Compact Hearth Kit	305mm W x 1016mm L x 159mm H	12" W x 40" L x 6.25" H	285 lbs	1
Rack and Burner	457mm L	18" L		
Gas Burning & Log Kit	457mm L	18" L		



# Necessaries™ Colonial Fireplace Kit

OUTDOOR LIVING KITS

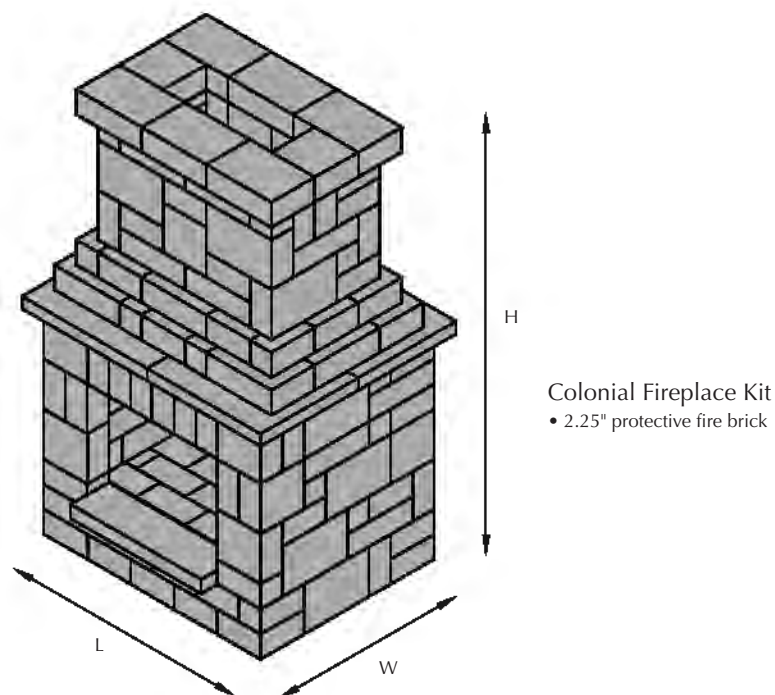
The Colonial Fireplace Kit is ideal for smaller backyards and patios. Popular for its affordability and smaller footprint, the Colonial fireplace will generate warm accolades from family and guests for years to come.



Necessaries™ Colonial Fireplace Kit in Desert

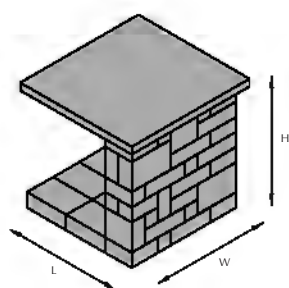


## COLONIAL FIREPLACE KIT



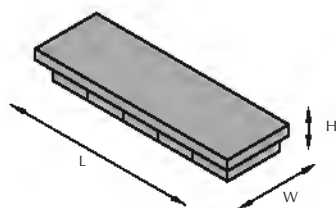
Name	Metric Units	U.S. Customary Units	Weight	Pallets
Colonial Fireplace Kit	813mm W x 1016mm L x 1778mm H	32" W x 40" L x 70" H	3725 lbs	2

## COLONIAL FIREPLACE ACCESSORIES - SOLD SEPARATELY



Colonial Wood Box Kit

- Available left or right side



Colonial Hearth Kit



Rack and Burner

- 18" match throw
- Natural gas
- Part# BXSS18MT-N



Gas Burning & Log Kit

- 18" iron log rack
- Grand Canyon Log Set
- 2 burner, 52,000 max BTU's
- Specify natural gas or liquid propane

Name	Metric Units	U.S. Customary Units	Weight	Pallets
Colonial Wood Box Kit	813mm W x 813mm L x 864mm H	32" W x 32" L x 34" H	1655 lbs	1
Colonial Hearth Kit	305mm W x 1016mm L x 159mm H	12" W x 40" L x 6.25" H	285 lbs	1
Rack and Burner	457mm L	18" L		
Gas Burning & Log Kit	457mm L	18" L		



# Necessaries™ Grand Island Bar Kits

OUTDOOR LIVING KITS

The Grand Island Bar Series is modular, making it easy to design and build small or large kitchen and entertainment areas.



Necessaries™ Grand Island Kit in Desert



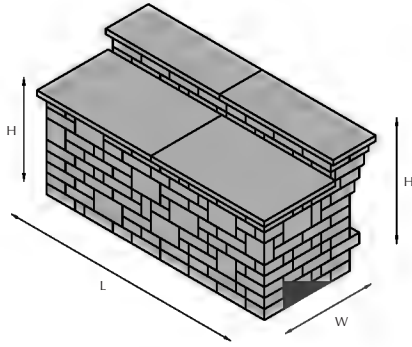
Necessaries™ Grand Island with Grill and Refrigerator Opening Kit in Desert



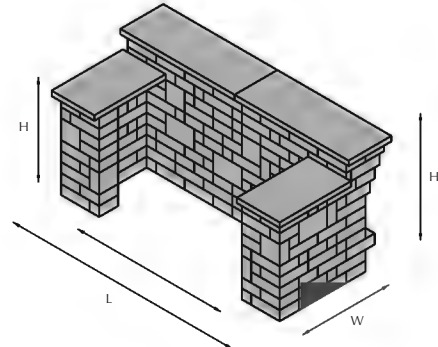
Necessaries™ Grand Island with Grill and Refrigerator Opening Kit in Desert



## GRAND ISLAND BAR KITS - EACH KIT SOLD SEPARATELY

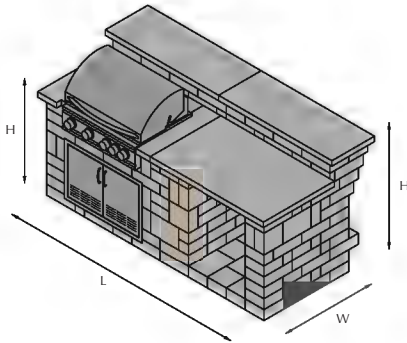


Grand 8' Island Bar Kit



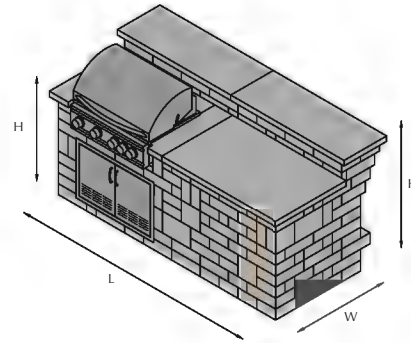
Grand Grill Surround Kit

- For standing grills, 60" opening



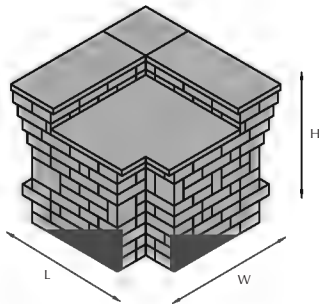
Grand 8' Bar with Grill &amp; Refrigerator Opening Kit

- Summerset Sizzler 32" grill
- Stainless steel double doors



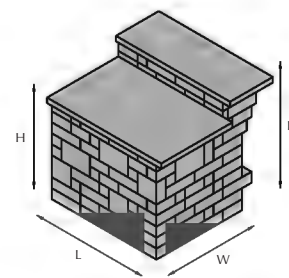
Grand 8' Bar with Grill &amp; Door Kit

- Summerset Sizzler 32" grill
- Stainless steel double doors



Grand Corner Return Kit

- Makes L-shaped bar/grill



Grand 4' Bar Kit

- Left or right facing

Name	Metric Units	U.S. Customary Units	Weight	Pallets
Grand 8' Island Bar Kit	914mm W x 2337mm L x 965/1168mm H	36" W x 92" L x 38"/46" H	7261 lbs	2
Grand Grill Surround Kit	914mm W x 2337mm L x 965/1168mm H	36" W x 92" L x 38"/46" H	4905 lbs	3
Grand 8' Bar With Grill & Refrigerator Opening Kit	914mm W x 2337mm L x 965/1168mm H	36" W x 92" L x 38"/46" H	7331 lbs	4
Grand 8' Bar With Grill & Door Kit	914mm W x 2337mm L x 965/1168mm H	36" W x 92" L x 38"/46" H	7331 lbs	4
Grand Corner Return Kit	1219mm W x 1219mm L x 1168mm H	48" W x 48" L x 46" H	5130 lbs	2
Grand 4' Bar Kit	914mm W x 1118mm L x 965/1168mm H	36" W x 44" L x 38"/46" H	3770 lbs	2



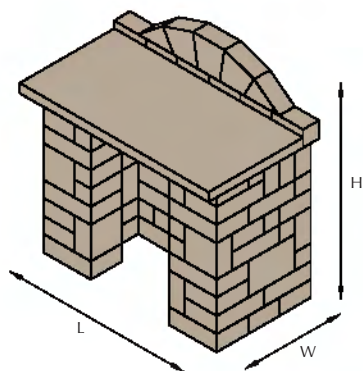
# Necessaries™ Compact Bar

OUTDOOR LIVING KITS

Whether you're hosting a large gathering or a small get together, you will appreciate the extra countertop space for serving beverages, snacks, and hors d'oeuvres. The Compact Bar is ideal for any outdoor living room, large or small.

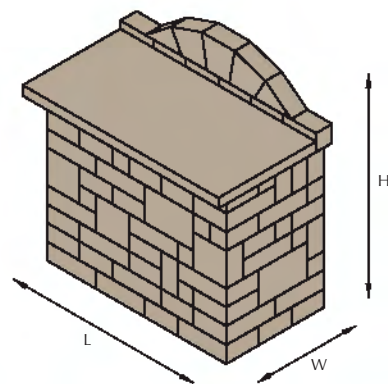


Necessaries™ Compact Bar Front Open in Desert



Compact Bar Front Open

- 2.25" H Silver Creek chiseled edge wet cast top
- Decorative backsplash detail
- 20" wide opening in front



Compact Bar Front Closed

- 2.25" H Silver Creek chiseled edge wet cast top
- Decorative backsplash detail

Name	Metric Units	U.S. Customary Units	Weight	Pallets
Compact Bar Front Open Kit	610mm W x 1118mm L x 1206.5mm H	24" W x 44" L x 47.5" H	2820 lbs	1
Compact Bar Front Closed Kit	610mm W x 1118mm L x 1206.5mm H	24" W x 44" L x 47.5" H	2820 lbs	1



# Necessaries™ Tables

## OUTDOOR LIVING KITS

No patio is complete without a place for guests to enjoy tasty hors d'oeuvres, cool drinks, and conversation. Necessaries Tables are easy to maintain, will never blow away in a storm and will outlast all others.

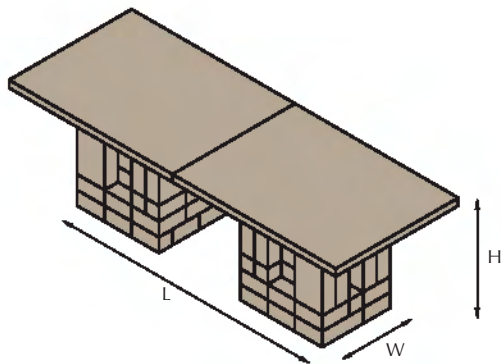
The Necessaries table fits easily into any outdoor dining room design.



Necessaries™ Dining Table Kit in Desert

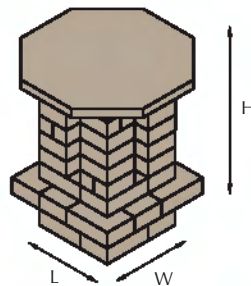


Necessaries™ Pub Table in Desert



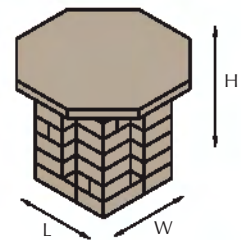
### Dining Table Kit

- 96" x 36" rectangle limestone table top
- 30" tall, dining chair height
- Seats eight easily



### Pub Table Kit

- 36" octagon limestone table top



### Bistro Table Kit

- 36" octagon limestone table top

Name	Metric Units	U.S. Customary Units	Weight	Pallets
Dining Table Kit	508mm W x 1829mm L x 762mm H	20" W x 72" L x 30" H	2860 lbs	2
Pub Table Kit	508mm W x 508mm L x 1073mm H	20" W x 20" L x 42.25" H	1505 lbs	1
Bistro Table Kit	508mm W x 508mm L x 768mm H	20" W x 20" L x 30.25" H	1505 lbs	1



# Necessaries™ Water Features

OUTDOOR LIVING KITS

Necessaries™ Waterfall kits by Basalite® are the perfect solution for backyard enthusiasts that do not want a large pond to maintain or are tight on space but want the comforting sound of water cascading on rocks.



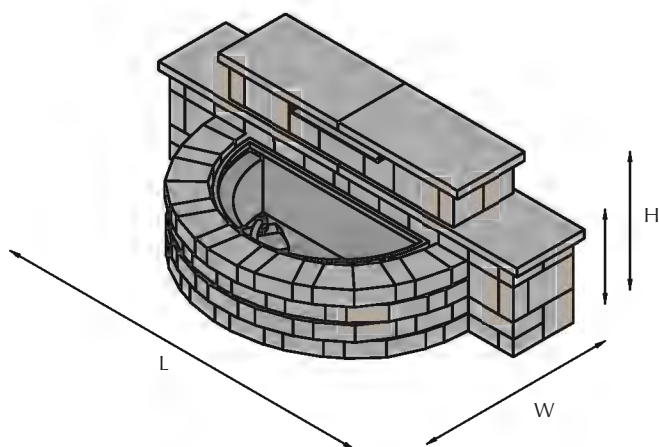
Necessaries™ Compact Waterfall in Desert



Necessaries™ Grand Waterfall in Desert shown with optional light kit



## GRAND WATERFALL KIT



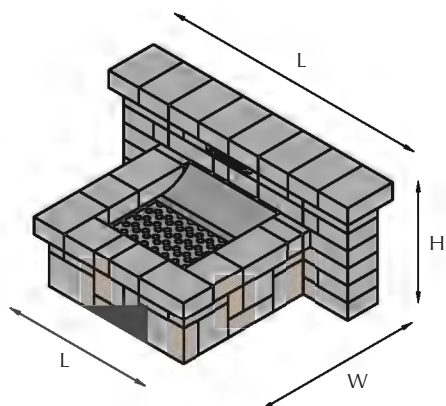
## Grand Waterfall Kit

- 1,350 gph mag drive pump
- 48" half-round basin
- 23" stainless steel spillway

Optional 23" light, blue or white (sold separately)

Name	Metric Units	U.S. Customary Units	Weight	Pallets
Grand Waterfall Kit	1241mm W x 2337mm L x 559/813mm H	47.875" W x 92" L x 22/32" H	3465 lbs	2

## COMPACT WATERFALL KIT



## Compact Waterfall

- 850 gph mag drive pump
- 26" square basin
- 11" stainless steel spillway

Optional 11" light, blue or white (sold separately)

Name	Metric Units	U.S. Customary Units	Weight	Pallets
Compact Waterfall Kit	1016mm W x 914/1626mm L x 711mm H	40" W x 36/64" L x 28" H	1650 lbs	1



# Necessaries™ Grand Fire Ring Kit

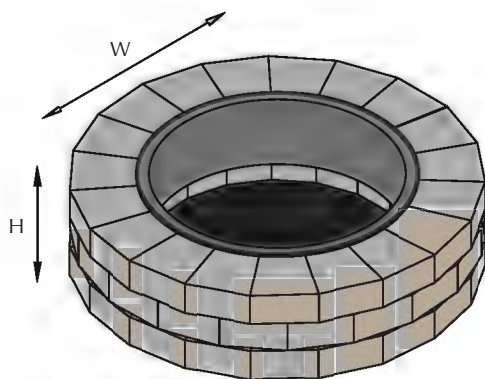
OUTDOOR LIVING KITS

Stack up the wood, grab the roasting sticks, kick back, and enjoy the glow. No matter the locale, there will always be cool evenings to enjoy the warmth of a backyard fire.

Necessaries™ Grand Fire Ring in Desert shown with optional Swivel Cooking Grate



## GRAND FIRE RING KIT




### Grand Fire Ring Kit With Ring

- Interior: 31" diameter
- Heavy gauge, U.S. Park Service quality solid steel insert protects block

Name	Metric Units	U.S. Customary Units	Weight	Pallets
Grand Fire Ring Kit	1219mm W x 305mm H	48" W x 12" H	1050 lbs	1

## GRAND FIRE RING ACCESSORIES - SOLD SEPARATELY




### Grand Limestone Caps

- 52" dia., 2.25" thick
- Sold as a full set of 8 pieces
- Silver Creek chiseled edge in limestone
- Approximate weight 31 lbs
- 1 pallet



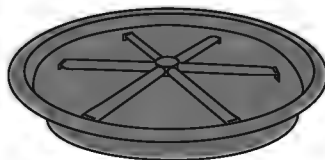
### E-Z Access Spark Screen

- 40" W x 18" H.
- Approximate weight 22 lbs.
- Keeps ash and sparks in, debris out
- Hinged for easy access



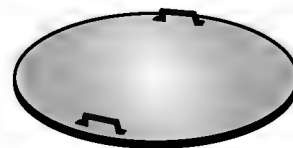
### Swivel Cooking Grate

- Heavy gauge welded steel construction
- ADA compliant
- Removable
- Anti-theft feature



### Firegear 29" Round Pan With 22" Stainless Steel Burning Spur

- Match throw ignition kit



### Galvanized Steel Cover

- Keeps children, animals and debris out
- Heavy galvanized steel covers interior
- With or without slot for cooking grate.



# Necessaries™ Fire Pits

OUTDOOR LIVING KITS



Stack up the wood, get out the roasting sticks, kick back and enjoy the glow...No matter what your locale, there will always be cool evenings to enjoy the warmth of a backyard fire. Necessaries™ Fire Pits add charm to any backyard design, and because they are made with high-quality Basalite® fire pit block, they will last for years.



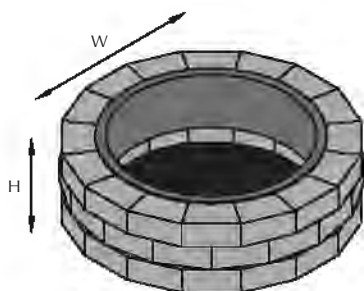
Necessaries™ Victorian Fire Pit in Desert shown with optional Swivel Cooking Grate



Necessaries™ Compact Fire Pit in Desert shown with optional Swivel Cooking Grate and E-Z Access Spark Screen

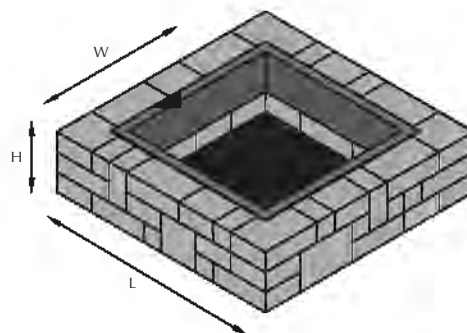


## COMPACT AND VICTORIAN FIRE PIT KITS - EACH KIT SOLD SEPARATELY



Compact Fire Pit Kit With Ring

- Round, heavy gauge, solid steel insert protects block



Victorian Fire Pit Kit With Ring

- Four-piece, heavy gauge, solid steel insert protects block

Name	Metric Units	U.S. Customary Units	Weight	Pallets
Compact Fire Pit Kit With Ring	1118mm W x 305mm H	44" W x 12" H	680 lbs	1
Victorian Fire Pit Kit With Ring	1219mm W x 1219mm L x 305mm H	48" W x 48" L x 12" H	1000 lbs	1



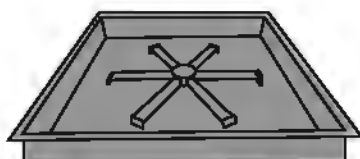
E-Z Access Spark Screen

- 40" W x 18" H.
- Approximate weight 22 lbs.
- Keeps ash and sparks in, debris out
- Hinged for easy access
- For Compact fire pit only



Swivel Cooking Grate

- Heavy gauge welded steel construction
- ADA compliant
- Removable
- Anti-theft feature

Firegear 32" Square Pan With  
22" Stainless Steel Burning Spur

- Match throw ignition kit
- For Victorian fire pit only



Fire Pits Log Set (log set only)

- Grand Canyon logs



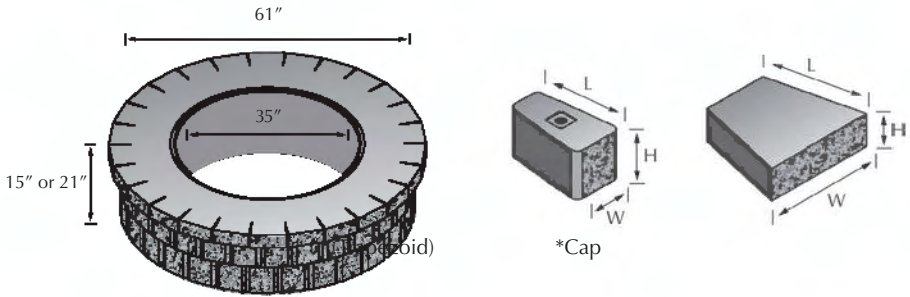
# StoneWall® II Fire Pit Kit

There are few things in life as relaxing as sitting by a warm fire on a cool evening. Our StoneWall® II fire pit kit is an easy to install project that includes all of the materials you will need to build your own intimate campfire.

StoneWall® II Fire Pit in Positano

## SPECIFICATIONS

Available as a 15" tall kit (two courses plus cap) or a 21" tall kit (three courses plus cap). Please contact your local dealer or Basalite® representative for more information.



Name	Metric Units	U.S. Customary Units	Weight	Units/Pallet
15" Kit Unit F	267mm L x 153/102mm W x 153mm H	10.5" L x 6/4" W x 6" H	21 lbs	58
15" Kit Cap	254mm L x 305/203mm W x 76mm H	12" L x 13.5/8" W x 3" H	24 lbs	14
21" Kit Unit F	267mm L x 153/102mm W x 153mm H	10.5" L x 6/4" W x 6" H	21 lbs	87
21" Kit Cap	254mm L x 305/203mm W x 76mm H	12" L x 13.5/8" W x 3" H	24 lbs	14
Firegear Round Pan	864mm Diameter	34" Diameter		Sold Separately



## STOCK COLORS






# Necessaries™ Seatwalls

OUTDOOR LIVING KITS

Necessaries™ Seatwalls transform your outdoor living area into something special, adding both flair and functionality. Plus, the easy to estimate lengths make planning your project a breeze.



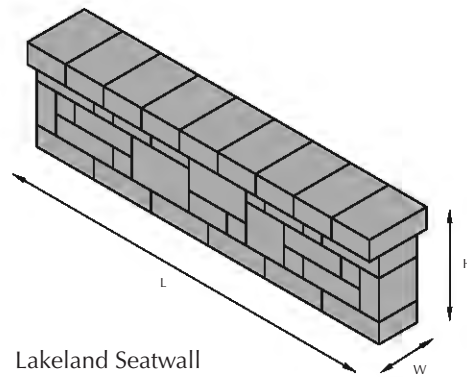
Necessaries™ Straight Seatwall Cap in Desert with optional cap



Necessaries™ Lakeland Seatwall in Bluestone



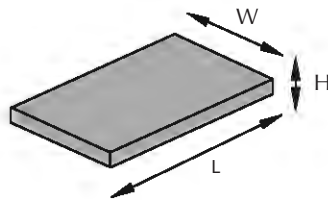
## LAKELAND SEATWALL KITS - EACH KIT SOLD SEPARATELY



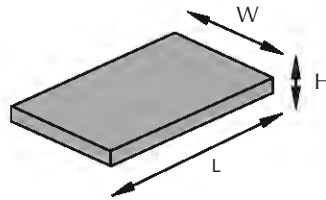
Lakeland Seatwall  
• Creates a 6' straight wall

Name	Metric Units	U.S. Customary Units	Weight	Pallets
Lakeland Seatwall	203mm W x 1829mm L x 508mm H	8" W x 72" L x 20" H	1060 lbs	1

## LAKELAND SEATWALL - SOLD SEPARATELY



Straight Seatwall Cap  
• Silver Creek limestone top with hand-chiseled edges front, back  
• For use with Lakeland Seatwall



Straight Seatwall End Cap  
• Silver Creek limestone top with hand-chiseled edges front, back and side  
• For use with Lakeland Seatwall

Name	Metric Units	U.S. Customary Units	Weight
Straight Seatwall Cap	305mm W x 610mm L x 57mm H	12" W x 24" L x 2.25" H	52 lbs
Straight Seatwall End Cap	305mm W x 610mm L x 57mm H	12" W x 24" L x 2.25" H	52 lbs



# Necessaries™ Pillar Kits

OUTDOOR LIVING KITS

Pillars can be added to Seatwalls or built as a freestanding landscape feature, such as a property marker or light base.

Necessaries™ 24" Pillar in Bluestone



Necessaries™ 20" Pillar in Bluestone

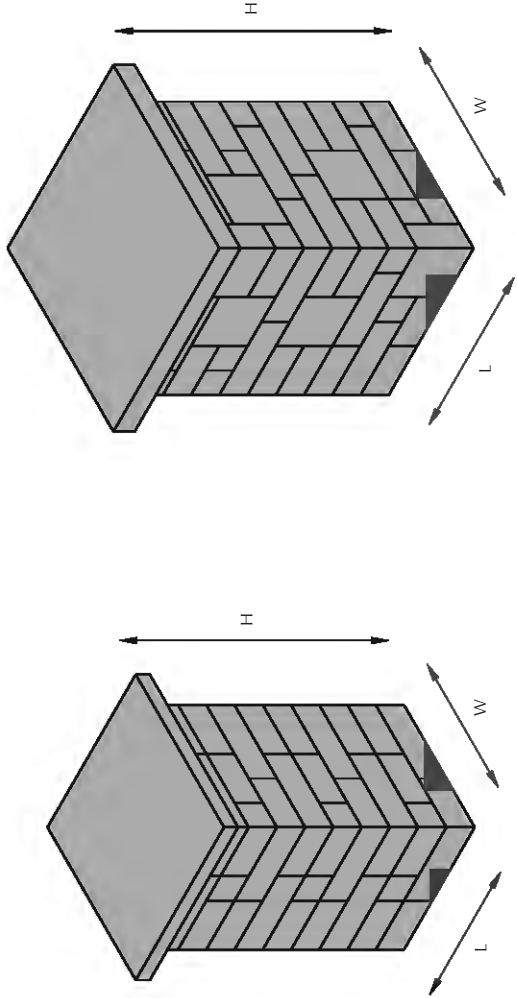


Necessaries™ 20" Glass Pillar in Bluestone



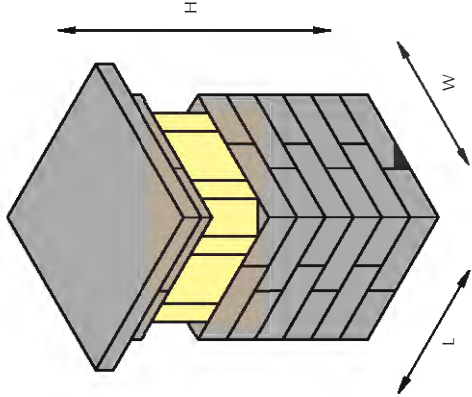
PILLAR KITS - EACH KIT SOLD SEPARATELY

PILLARS



20" Pillar  
• 2.25" H chiseled cap

24" Pillar  
• 2.25" H chiseled cap



20" Pillar with Glass  
• 8" glass block  
• 2.25" H chiseled cap  
• Lights not included

Name	Metric Units	U.S. Customary Units	Weight	Pallets
20" Pillar	508mm W x 1829mm L x 965mm H	20" W x 20" L x 38" H	1250 lbs	1
24" Pillar	610mm W x 610mm L x 991mm H	24" W x 24" L x 39" H	1655 lbs	1
20" Pillar with Glass	508mm W x 508mm L x 978mm H	20" W x 20" L x 38.5" H	1140 lbs	1



# The Kitchen™

OUTDOOR LIVING KITS



A collection of granite-topped cabinets for backyard baking, grilling, dining and entertaining. Elegant, functional and affordable, these quality components and cabinets come with everything you need and are ready to assemble in any configuration you can imagine.







Necessaries™ The Kitchen in Desert with Black Pearl granite countertop






Countertop Color: Viscon White

# The Kitchen™ Stock Colors



The Kitchen™ features multi-piece,  
tumbled Lakeland wall block and  
durable granite counter tops.



The Kitchen Countertop Color: Black Pearl



Lakeland Block Color: Positano



Lakeland Block Color: Desert





Lakeland Block Color: Santa Fe



Lakeland Block Color: **NEW!** Verona



Lakeland Block Color: Bluestone



Lakeland Block Color: **NEW!** Torino



# The Kitchen™ Sizzler Grill Cabinets

OUTDOOR LIVING KITS

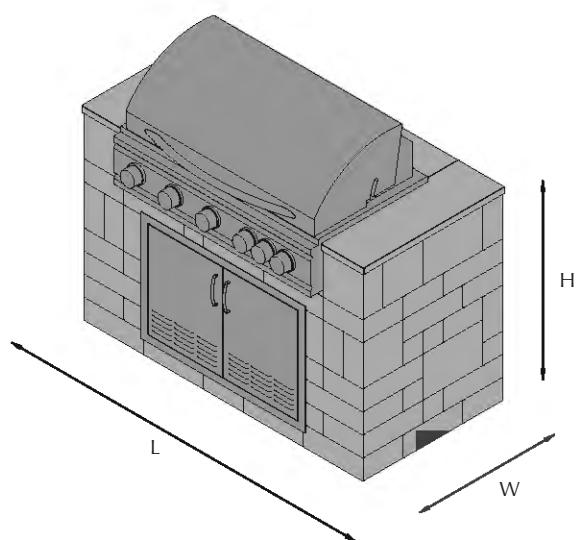
Summerset's Sizzler Grill Series is a premium product at an unbeatable price. Designed with careful precision to ensure optimal airflow and even heating, this grill gives its higher-priced competitors a run for their money in both durability and grilling performance.

The Sizzler will impress the most discriminating grill master.





## 40" SIZZLER GRILL CABINET KIT



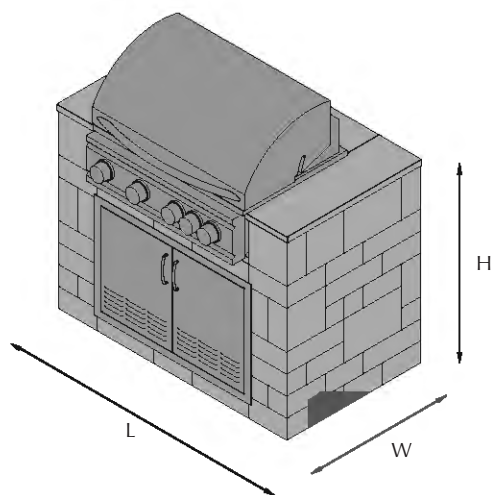
## 40" Sizzler Grill Cabinet

- 5 main burners
- 985 sq. in. cooking surface
- #443 stainless steel construction
- Push-to-turn knob ignition, 3" temp gauge
- 12,000 BTU #304 stainless steel burners
- 15,000 BTU infrared back burner
- Natural gas or propane fuel
- Double-lined hood assures optimal airflow
- 8mm cooking grates won't warp or rust
- Easy-clean briquette system for even heat
- 30" double stainless doors
- Choice of granite and block color

Optional 40" Deluxe Rotisserie - sold separately

Name	Metric Units	U.S. Customary Units	Weight	Pallets
40" Sizzler Grill Cabinet	508mm W x 1829mm L x 762mm H	28" W x 56" L x 37" H	2980 lbs	2

## 32" SIZZLER GRILL CABINET KIT



## 32" Sizzler Grill Cabinet

- 4 main burners
- 795 sq. in. cooking surface
- #443 stainless steel construction
- Push-to-turn knob ignition, 3" temp gauge
- 12,000 BTU #304 stainless steel burners
- 15,000 BTU infrared back burner
- Natural gas or propane fuel
- Double-lined hood assures optimal airflow
- 8mm cooking grates won't warp or rust
- Easy-clean briquette system for even heat
- 30" double stainless doors
- Choice of granite and block color

Optional 32" Deluxe Rotisserie - sold separately

Name	Metric Units	U.S. Customary Units	Weight	Pallets
32" Sizzler Grill Cabinet	508mm W x 1829mm L x 762mm H	28" W x 48" L x 37" H	2625 lbs	2



# The Kitchen™ Outdoor Oven Cabinet

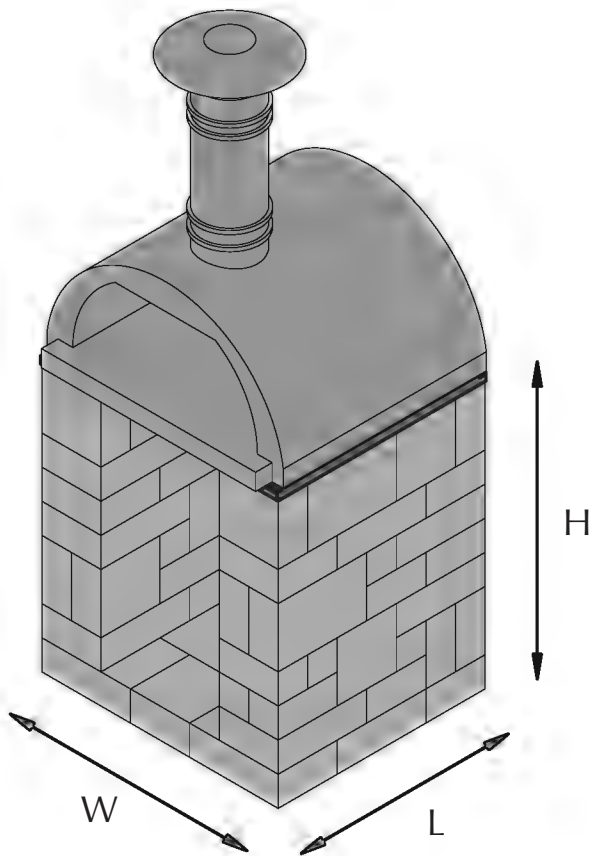
OUTDOOR LIVING KITS

This beautiful stand-alone wood-fired outdoor oven is sure to be enjoyed for its ease of use and ability to bake delicious entrees, breads, desserts and pizzas in minutes.





OUTDOOR OVEN CABINET - EACH KIT SOLD SEPARATELY



Wood Box/Stand Kit

- 16" W x 16" D x 32" H opening
- 4.75 cu. ft. of storage
- Choice of granite and block color

Outdoor Oven - Sold Separately

- 24" x 24" cooking surface
- Handcrafted in Sicily
- #304 stainless steel construction
- Reinforced, polished stainless steel chimney pipe
- Stainless steel wood caddy
- Stainless steel door
- °C/°F° Thermometer
- Color: Hammered copper

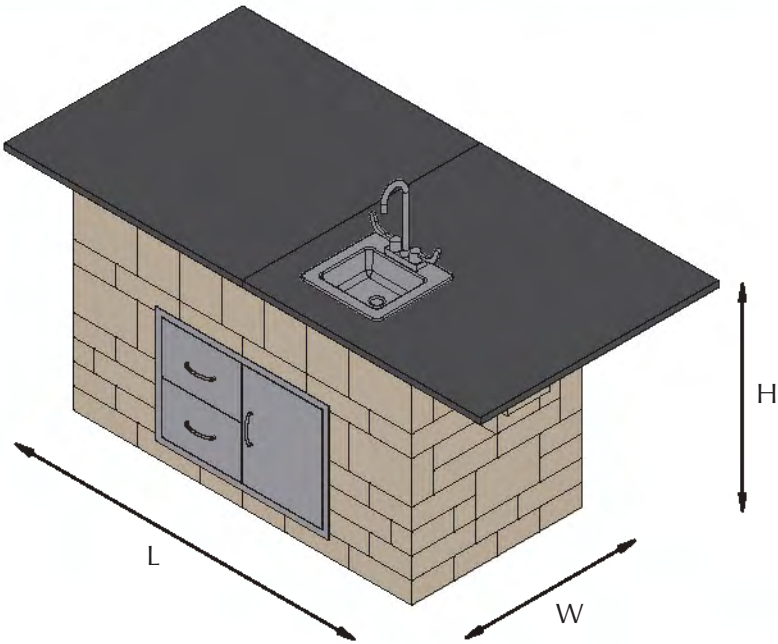
Name	Metric Units	U.S. Customary Units	Weight	Pallets
Wood Box/Stand kIT	813mm W x 711mm L x 940mm H	32" W x 28" L x 37" H	1870 lbs	1
Outdoor Oven	813mm W x 762mm D x 1016mm H	32" W x 30" D x 40" H	300 lbs	



# The Kitchen™ Island Cabinet

## OUTDOOR LIVING KITS

The Island cabinet is the centerpiece of your outdoor kitchen. It's large enough to seat six adults and has over 28 sq. ft. of surface for prep, dining and entertaining. The center storage area comes with two stainless steel drawers and a single door. Available with or without the sink.



- Island Cabinet Kit**
- Granite top measures 90" x 45"
  - Two easy-glide stainless steel drawers and magnetic close door
  - Available with or without 15" Stainless Steel Sink
  - Choice of granite and block color

Name	Metric Units	U.S. Customary Units	Weight	Pallets
Island Cabinet Kit	825.5mm W x 1651mm L x 940mm H	32.5" W x 65" L x 37" H	4410 lbs	3



# The Kitchen™ Side Burner Cabinet

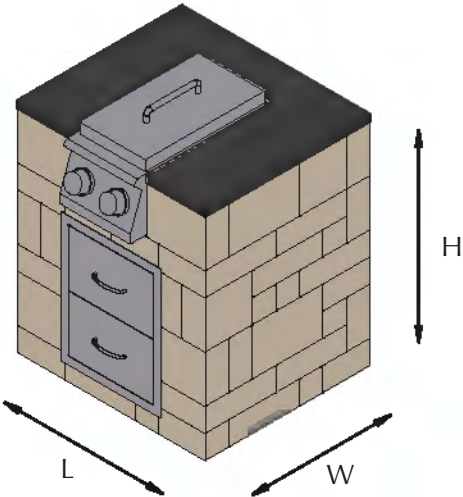
OUTDOOR LIVING KITS



Combine the comfort of an indoor kitchen range with all the benefits of being outside. Specially designed for performance and function, Summerset's double side burner is the perfect



The Kitchen™ Side Burner Cabinet in Santa Fe with Black Pearl Counter top



- Side Burner Cabinet Kit
- #304 stainless steel construction
  - Push-to-turn knob ignition
  - Easy-glide, enclosed stainless steel drawers
  - 24,000 BTU solid brass burners

Name	Metric Units	U.S. Customary Units	Weight	Pallets
Side Burner Cabinet Kit	711mm W x 813mm L x 940mm H	28" W x 32" L x 37" H	1995 lbs	1



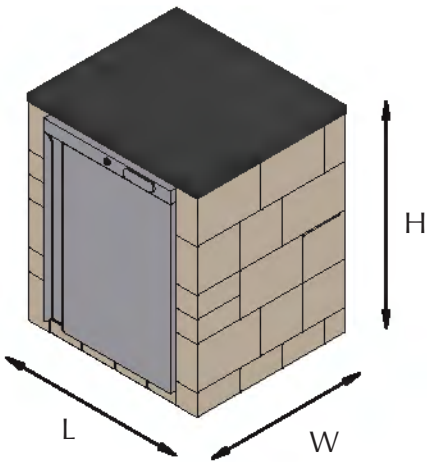
# The Kitchen™ Refrigerator Cabinet

OUTDOOR LIVING KITS

Whether you're hosting a large gathering or a small get together, you will appreciate the extra countertop space for serving beverages, snacks, and hors d'oeuvres. The Compact Bar is ideal for any outdoor living room, large or small.



The Kitchen™ Refrigerator Cabinet in Santa Fe with Black Pearl Counter top and optional Fridge



### Refrigerator Cabinet Kit

- 24"W x 24"D x 36"H opening
- Choice of granite and block color

### Refrigerator - Sold Separately

- UL certified for outdoor use
- #304 stainless steel construction
- 5.5 cu. ft. capacity
- Reversible door with lock and key
- Digital temperature display

Name	Metric Units	U.S. Customary Units	Weight	Pallets
Refrigerator Cabinet Kit	711mm W x 813mm L x 940mm H	28" W x 32" L x 37" H	1125 lbs	1
Refrigerator	610mm W x 610mm L x 914mm H	24" W x 24" L x 36" H	155 lbs	1



# The Kitchen™ Prep Center Cabinet

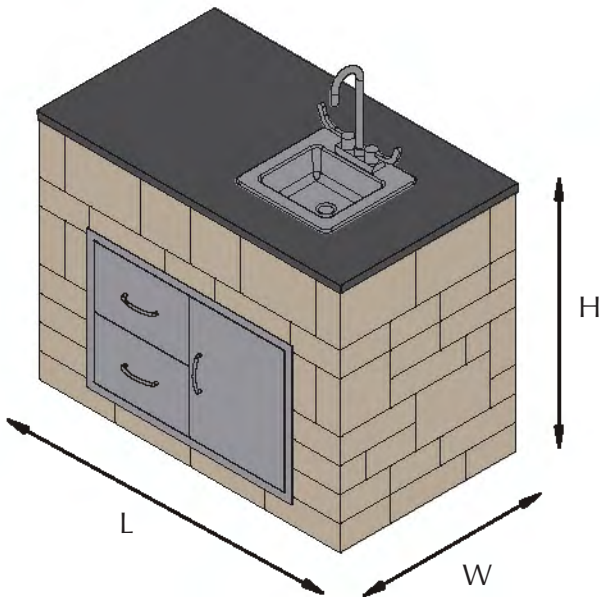
OUTDOOR LIVING KITS

With over 9 sq. ft. of surface, the Prep Center Cabinet will be appreciated for its generous workspace. Build it with the optional sink, and it will make your outdoor kitchen truly complete.



THE KITCHEN

The Kitchen™ Prep Center Cabinet in Santa Fe with Black Pearl Counter top



### The Prep Center Cabinet Kit

- Two easy-glide stainless steel drawers and magnetic close door
- Choice of granite and block color

### Drop In Sink - Sold Separately

- 15" L x 15" W x 6" D basin stainless sink
- Double handle valve stainless faucet
- Stopper/strainer

Name	Metric Units	U.S. Customary Units	Weight	Pallets
The Prep Center Cabinet Kit	711mm W x 1219mm L x 940mm H	28" W x 48" L x 37" H	2385 lbs	2



# The Kitchen™ Smoker, Trash, Corner and Two Drawer Cabinets

OUTDOOR LIVING KITS

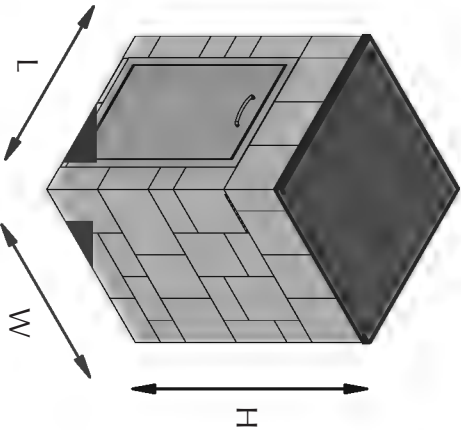


Combine the comfort of an indoor kitchen with all the  
benefits of being outside.



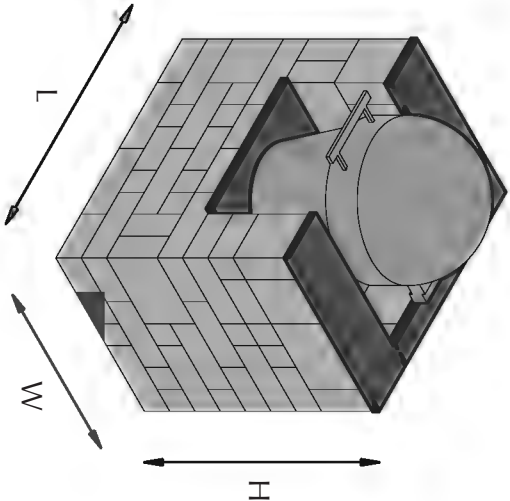
The Kitchen™ Smoker Cabinet in Santa Fe with Black Pearl Counter top and Green Egg sold separately





Trash Cabinet Kit

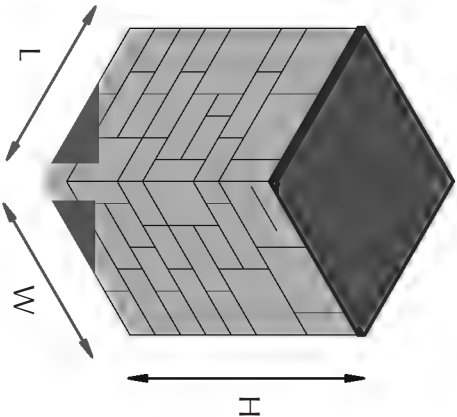
- #304 stainless steel construction
- Easy-glide drawer accommodates 12 gal. trash can
- Choice of granite and block color



Smoker Cabinet Kit

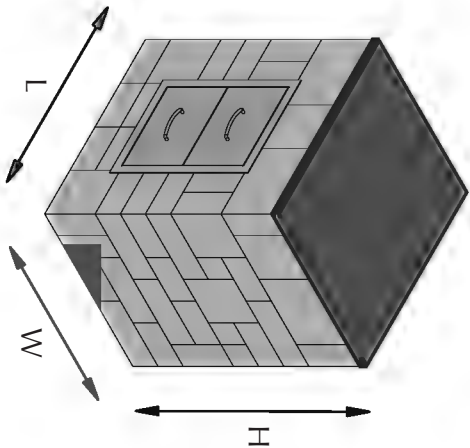
- 24" W x 24" D opening
- Ideal for your smoker
- Choice of granite and block color

Green Egg - sold separately



Corner Cabinet Kit

- Creates L-shaped kitchen designs
- Choice of granite and block color



Two Drawer Cabinet Kit

- Easy-glide, enclosed stainless steel drawers
- Choice of granite and block color

Name	Metric Units	U.S. Customary Units	Weight	Pallets
Trash Cabinet Kit	711 mm W x 711 mm L x 940mm H	28" W x 28" L x 37" H	2385 lbs	1
Smoker Cabinet Kit	711 mm W x 1016mm L x 940mm H	28" W x 40" L x 37" H	2310 lbs	1
Corner Cabinet Kit	711 mm W x 711 mm L x 940mm H	28" W x 28" L x 37" H	2025 lbs	1
Two Drawer Cabinet Kit	711 mm W x 813mm L x 940mm H	28" W x 32" L x 37" H	2205 lbs	1





### GATOR MAXX G2

For residential or commercial applications. This new generation of intelligent polymers neutralizes haze and dust. No blower is needed and the intelligent polymeric sand requires only one watering. Recommended for a variety of uses. Available in Beige, Slate Grey, Ivory and Black Diamond.



### GATOR EDGE FLEX AND RIGID

Made with 100% Polypropylene Copolymer giving this edging great strength and flexibility. Both the Rigid and Flex can be locked together with the "Twist & Lock" connection system. The Rigid could be transformed in a partial Flex by cutting the bridge support.



### SUPERSAND G2

For residential applications. This new generation of intelligent polymers neutralizes haze and dust. No blower is needed and the intelligent polymeric sand requires only one watering. Supersand G2 is recommended for a variety of uses including pool decks, patios, footpaths, driveways, parking spaces, pavements, etc. Available in Beige and Slate Grey.




### GATOR BASE SCREWS

Fastening Gator Edge with the Gator Base Screws through the Gator Base reinforces the outside perimeter, creating a strong lateral support. Gator Base Screws are a required component on any Gator Base install.



### GATOR DUST POLYMERIC STONE DUST

For natural stone joints 1/2" to 6". It's ideal for pedestrian patios, walkways, pool decks and many more scenarios. Available in Beige or Grey.



### GATOR NAILS

Alliance Gator Nails are high quality 10" common models. Gator Nails are designed for use with all Gator Edge types.



### GATOR AQUA PERMEABLE STONE

For permeable paver joints. It's ideal for driveways, parking lots, walkways, drainage applications, bedding and jointing material and more. Available in Grey.



### GATOR FABRIC GF4.4

Gator Fabric GF 4.4 is ideal for drainage, filtration and allows water flow in paver or retaining wall applications. Its staple fibers are used for soil separation and drainage. They combine high durability along with excellent physical and hydraulic properties. It is non-biodegradable and resistant to most soil chemicals.



### GATOR BASE

Gator Base replaces concrete foundations and is engineered to replace 6" of crushed stone. The interlocking panels distribute all dynamic and static loads to a very wide area, practically eliminating any pressure on the ground.



### GATOR BLOCK XP XTRA POLYURETHANE ADHESIVE

XP XTRA performance polyurethane adhesive, low VOC is one of the strongest polyurethane adhesives on the market. It is specially formulated for overlays, pool copings, steps and wall caps, concrete pavers, wet cast, natural stones, re-





### GATOR BLOCK HP HIGH PERFORMANCE ADHESIVE

Gator Block Bond High Performance, low VOC is one of the best adhesives on the market. It is especially formulated for bonding concrete pavers, wet cast, natural stones, retaining walls, masonry units and bricks.



### GATOR CLEAN SHAMPOO

Gator Clean Shampoo removes ground-in dirt from the surface of concrete pavers, wet cast products and natural stones. It will make the pavers, patio slabs, walls & natural stones look clean and vibrant.



### GATOR ROCK BOND LIQUID BINDING AGENT

Gator Rock Bond is a one component binder, that when mixed with clean and dry riverstone, granite, limestone or marble creates a durable yet solid permeable and decorative surface. Great for garden pathways where erosion and drainage is a concern.



### GATOR HYBRID SEALER LOW GLOSS + COLOR ENHANCER

Gator Hybrid Sealer is an acrylic copolymer used to seal concrete pavers. It penetrates deep into the concrete paver pores, thus reducing the oil and dirt penetration, as well as protecting them from the corrosion of de-icing salt.



### GATOR ROCK BOND ROCK AND BINDER KIT

Gator Rock Bond rock and binder kit is a one component binder, that when mixed with riverstone creates a durable yet solid permeable and decorative surface. Great for garden pathways where erosion and drainage is a concern.



### GATOR HYBRID SEALER HIGH GLOSS + COLOR ENHANCER

Gator Hybrid Sealer is an acrylic copolymer used to seal concrete pavers. It penetrates deep into the concrete paver pores, thus reducing the oil and dirt penetration, as well as protecting them from the corrosion of de-icing salt.



### GATOR STONE BOND LIQUID STONE STABILIZER

Gator Stone Bond liquid stone stabilizer is a unique blend of polymers designed to bind together a wide variety of small aggregates commonly referred to as decomposed granites (dg): pathway mixes, crusher runs, concrete sand, etc.



### GATOR HYBRID LOW GLOSS SEALER

Gator Hybrid Low Gloss Sealer is an acrylic copolymer used to seal concrete pavers. It penetrates deep into the concrete paver pores, thus reducing the oil and dirt penetration, as well as protecting them from the corrosion of de-icing salt.



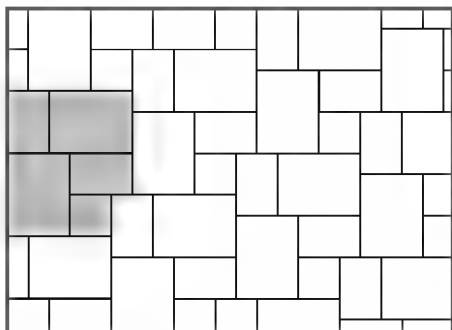
### GATOR CLEAN EFFLORESCENCE CLEANER

Gator Efflorescence Cleaner will remove any efflorescence stains trapped in the concrete pavers, wet cast products and natural stone pores. It makes the surface look clean and vibrant without discoloring or damaging the surface.



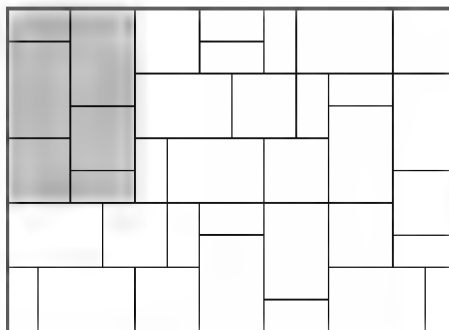
3 Piece Pattern #1

60% 9x12, 30% 6x9 and 10% 6x6




3 Piece Pattern #2

50% 12x18, 33% 12x12 and 17% 6x12




3 Piece Pattern #3

38% 9x12, 38% 6x9 and 24% 6x6




3 Piece Pattern #4

40% 12x12, 40% 6x12 and 20% 6x6




3 Piece Pattern #5

40% 9x12, 20% 6x9 and 40% 6x6



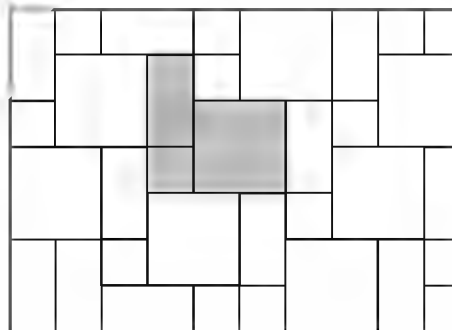
3 Piece Pattern #6

50% 12x12, 38% 6x9 and 12% 6x6



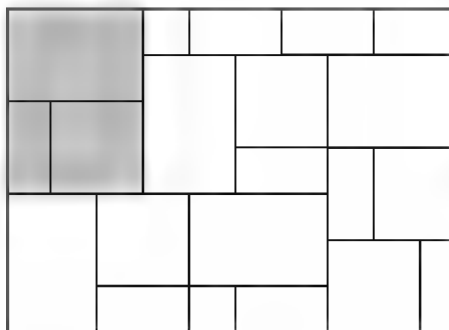
3 Piece Pattern #7

57% 12x12, 29% 6x12 and 14% 6x6



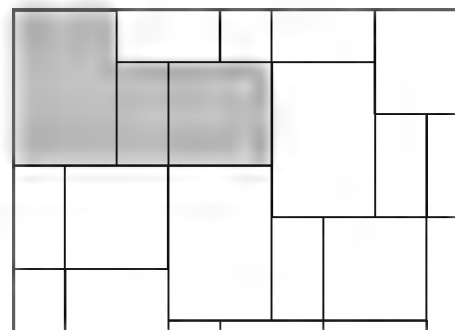
3 Piece Pattern #8

50% 12x18, 33% 12x12 and 17% 6x12




3 Piece Pattern #9

50% 12x18, 33% 12x12 and 17% 6x12




3 Piece Pattern #10

60% 12x18, 20% 12x12 and 20% 6x12



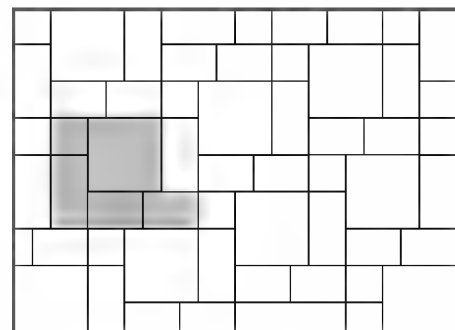
3 Piece Pattern #11

50% 12x18, 33% 12x12 and 17% 6x12



4 Piece Pattern #1

40% 12x12, 20% 6x12, 30% 6x9 and 10% 6x6

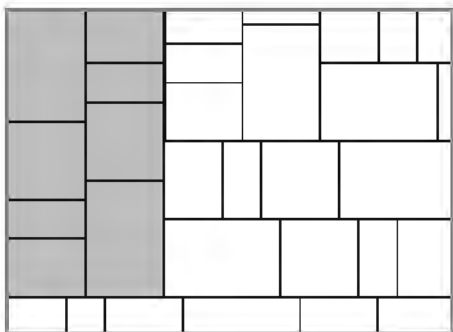




## SIERRA COLLECTION/ARTISAN SMOOTH PREMIER


4 Piece Pattern #2

40% 12x18, 27% 12x12, 20% 9x12 and 13% 6x12



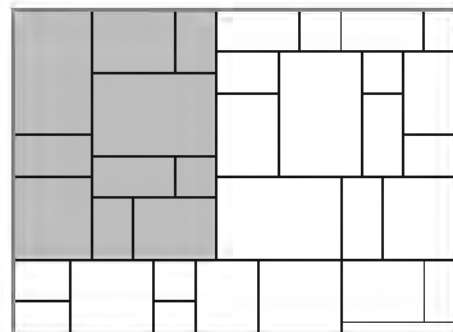
4 Piece Pattern #3

40% 12x12, 20% 6x12, 30% 6x9 and 10% 6x6



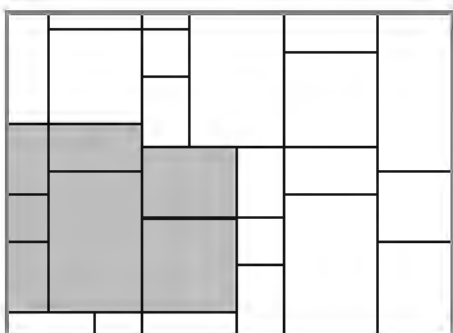
6 Piece Pattern #1

40% 12x18, 13% 12x12, 20% 9x12, 13% 6x12, 10% 6x9 and 4% 6x6



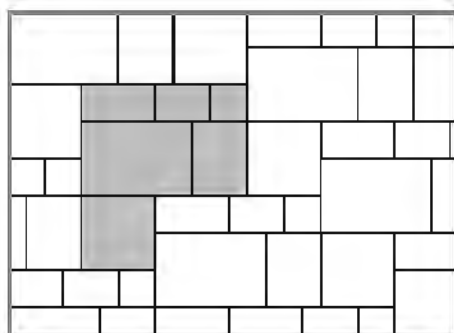
6 Piece Pattern #2

32% 12x18, 21% 12x12, 16% 9x12, 10% 6x12, 16% 6x9 and 5% 6x6



6 Piece Pattern #3

34% 12x18, 23% 12x12, 17% 9x12, 11% 6x12, 9% 6x9 and 6% 6x6



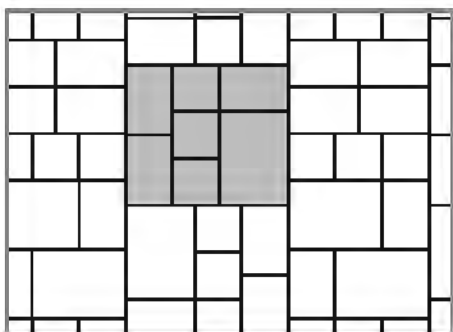
**WANT LARGER  
PATTERNS?**

Visit [Basalite.com](http://Basalite.com), select the paver you are looking for, Product Documents and Paver Patterns to download full size samples.

## ARTISAN SLATE/ARTISAN COBBLE/ITALIAN RENAISSANCE

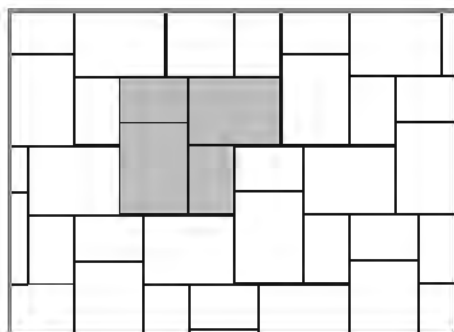
Random 2

30% Mega, 40% Rectangle and 30% Square




Mega Pattern Two

67% Mega and 33% Rectangle



Two Way Parquet

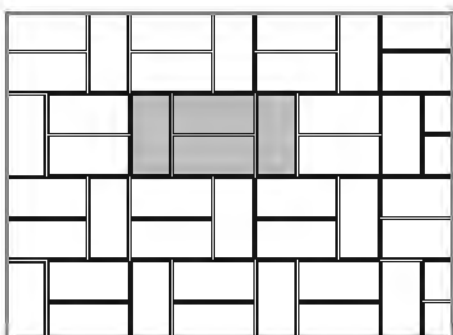
67% Rectangle and 33% Square



## PERMEABLE MISSION/MISSION

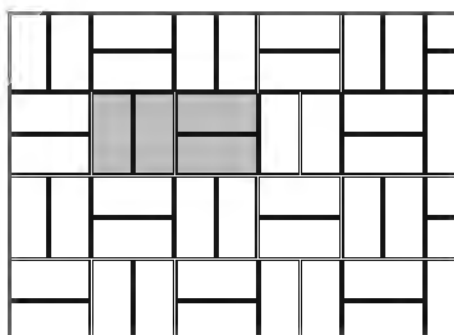
Basket Weave

100% Rectangle



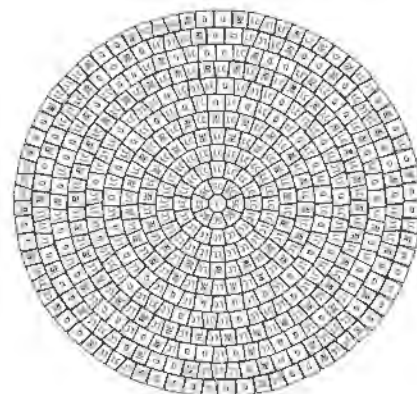
Double Basket Weave

100% Rectangle



## CIRCLE KIT

C: Center Stone, SC: Small Circle, LC: Large Circle, RE: Rectangle, Q: Square

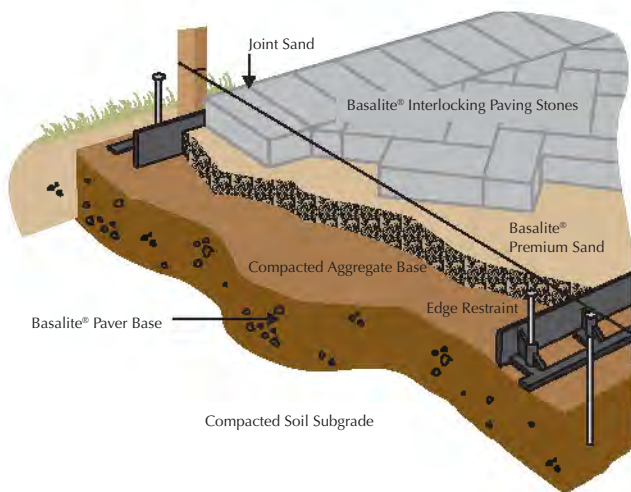




\*The installation instructions and illustrations shown are a basic overview of paver and wall installation methods. Because installation methods vary per product, please refer to the Basalite product specific installation guide, the Standard ICPI installation method, ICPI.org or visit [www.basalite.com](http://www.basalite.com).

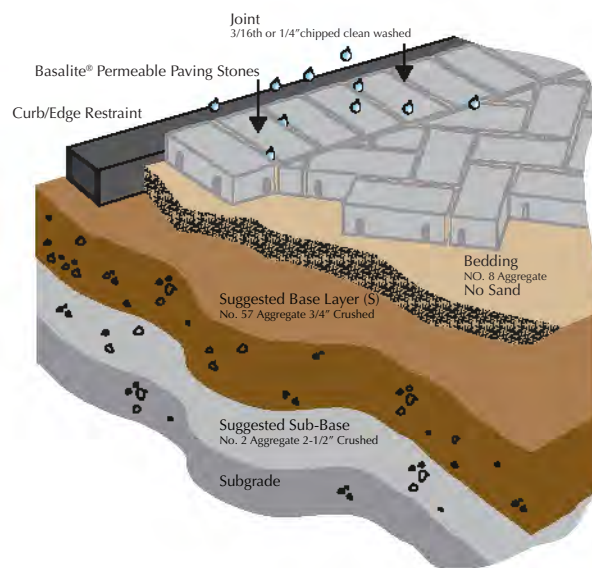
## TYPICAL PAVER INSTALLATION\*

1. Excavate unsuitable, unstable or unconsolidated subgrade material and compact the area which has been cleared. Backfill and level with dense graded aggregate suitable for base material (typically 3"-6" for pedestrian/light vehicular traffic and 8"-10" for driveway applications), or as otherwise directed by site engineer/architect/landscape architect.
2. Install edge restraint using concrete curb, concrete toe or edging.
3. Place bedding course of sharp, normal-weight screening or concrete sand to a uniform depth of approximately 1" leveled to grade.
4. Install Basalite Pavers hand tight with joints approximately 1/8". Where required, cut stones with an approved cutter to fit accurately.
5. Tamp pavers with mechanical vibrator, uniformly level, true to grade and free of movement. Textured pavers require a rubber pad for the vibrator to reduce scuffing.
6. Fill voids in joints by sweeping dry, fine, sharp sand over pavers.

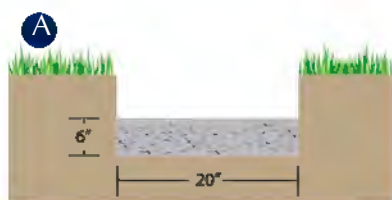


## PERMEABLE PAVER INSTALLATION\*

1. Excavate unsuitable, unstable or unconsolidated subgrade material and compact the area in accordance to ICPI guidelines. Backfill and level Sub-base with No. 2 aggregate 2-1/2" crushed. Backfill and level base layer with No. 57 aggregate 3/4" crushed. The joint material and the foundation (paver bed, subbase, subgrade) must be permeable. 60mm thick pavers may be used in pedestrian applications.
2. Install edge restraint using concrete curb, concrete toe or edging.
3. Place bedding course of No. 8 aggregate 3/8" leveled to grade.
4. Install Pavers in closed assembly with spacer on stone for water drainage. Fill joints with gravel. Where required, cut stones with an approved cutter to fit accurately.
5. Tamp pavers with mechanical vibrator, uniformly level, true to grade and free of movement. Textured pavers require a rubber pad for the vibrator to reduce scuffing.
6. Fill voids in joints by sweeping dry ASTM No. 8, 89 or 9 stones.



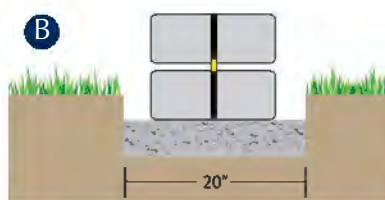
## STONEWALL II INSTALLATION\*



to change elevation. Place 6" of 3/4"-1/2" crushed aggregate in the trench. Level, then compact to 95% or greater of standard proctor.

### A. Prepare Base Leveling Pad

Excavate trench 20" wide and 12" deep along the length of wall, assuring depth provides proper unit embedment. On sloped sites, step up 6"



### B. Set & Align Base Course

Starting at lowest elevation, ideally a corner, place and level the block using a string line and 2' level. Follow the suggested patterns as

shown, or create your own. Make sure the recess next to the center core is placed top up. Place alignment plugs into the center core following the guidelines below. Lay out the entire bottom course before proceeding to the next courses. Place perforated drain pipe onto leveling pad, behind base course (retaining wall) then backfill, 12" deep, to top of wall with crushed aggregate. Stack additional courses altering the pattern course to course. Repeat the steps to reach the desired wall.



\*The Bayfield and Brisa Retaining Wall Systems can be used for gravity walls up to 3 feet high, including buried course, but excluding the cap. Taller walls can be built with the Retaining Wall System using geosynthetic reinforcement when designed by a qualified engineer. Height assumes level backfill and clean, compacted sand or gravel and no surcharge. The Bayfield® and Brisa® Freestanding Wall Systems can be used for walls up to 3 feet high, including buried course, but excluding the cap.

## TYPICAL RETAINING WALL INSTALLATION\*



### A. Prepare Base Leveling Pad

Excavate for the leveling pad. The trench should be at least 12 inches wider than the block you are installing and 6 inches deeper than the height of the block. Use a compactible base material of 3/4-inch minus (with fines) for the leveling pad. The pad must extend at least 6 inches in front of and behind the first course of block, and be at

least 6 inches deep after compaction. If the planned grade along the wall front will change elevation, the leveling pad may be stepped up in 6-inch increments to match the grade change. Start at the lowest level and work upward whenever possible. Compact the aggregate and make sure it's level front to back and side to side. Mist lightly with water before compaction.



### B. Base Course

Begin laying block at the lowest elevation of the wall. For quick-leveling, use the Torpedo™ base block with the hand-holds down, or you can remove the rear lip of the block by hitting from the back so it will lie flat on the leveling pad. Place the first block level, front to back and side to side; lay subsequent blocks in the same manner, flush

against each other. Make sure they are in full contact with the leveling pad. If the wall is on an incline, don't slope the blocks; step them up so they remain consistently level. For multiple-piece products, use the largest unit, 18 inches wide, for the base course. Complete the base course before proceeding to the second course. A drainage pipe should be placed at rear base of first course.



### C. Stacking and Fill

Place the second course of blocks on top of the base course. Remember to keep the wall on bond by placing units in a staggered relationship to the course beneath. Pull each block forward as far as possible to ensure the correct setback. Backfill with drainage aggregate directly behind the block, adding 6 inches at a time, followed by proper

compaction. Add soil fill behind the aggregate. Compact before the next course is laid. With the top units dry and clean, stack the caps on top of the final row and use a masonry construction adhesive such as Hardscape Zone adhesive.



### C. 3-Way Alignment Plug (3WAP)

After stacking the block course, place a 3WAP into the core of each unit, assuring that the flange on the plug rests within the recess adjacent to the core. Orient the plug to achieve your desired wall batter. Use the setback position for retaining walls to achieve a 7.3 degree batter, the vertical position for bench walls, and the reveal position to occasionally highlight a unit.

## BRISA® FREESTANDING WALL INSTALLATION\*



### A. Prepare Base Leveling Pad

Excavate a trench for the leveling pad to the lines and grades shown on the approved plans. The trench should be a minimum of 24 inches wide and 10 inches deep. Should the grade along the wall change elevation, step the trench up in equal block height increments so as to match the change of grade. Always start at the lowest point and

work upwards. Place a 3/4-inch minus crushed aggregate into the excavated trench; assure aggregate depth is at least 6 inches, and extends beyond the front and back of the block by a minimum of 6 inches. After placing the aggregate into the excavated trench, level the material and compact to 95% standard proctor.



### B. Base Course

Place a level string line along the length of a wall and to the back top edge of the desired location of the blocks. Assure that the string is level and at the desired height of the first course of blocks. Begin stacking the blocks at the lowest point in the wall, work upwards by placing the Torpedo™ base block with the hand-holds down to ensure

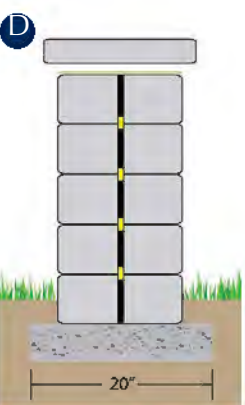
proper contact with the leveling pad. As the blocks are placed, use a small level to assure that the blocks are level front to back and side to side. Utilize a 4-foot level to assure that a group of blocks are level side to side.



### C. Stacking and Capping

Build the next course and glue to the base blocks. Work from the appropriate side of the pattern as you face the wall. Use 1/2-inch-diameter of glue 3 inches apart in the front half of the block. Build a separate wall on each side of the base unit. Maintain a consistent gap of roughly 1 inch between the parallel walls. Continue to build one

layer of the pattern on each side of the wall, maintaining a uniform distance between the two walls. Check horizontal and vertical levels of each wall. Periodically check the distance between the wall faces to ensure consistent spacing. Gaps will vary on curves. Flip blocks over on curves as needed. This reduces the need to cut blocks. Sweep all debris from the top course. Lay out all the caps onto the wall before gluing. Confirm the blocks are dry, then place a bead of masonry/concrete construction adhesive onto the top course of block, at the front and back of the block and along the entire length of the wall. Place the caps onto the adhesive and into the desired position.



### D. Capping the Wall

Adhere clean and dry cap blocks to the wall using silicon concrete construction adhesive. Place cap flush to the wall face or with an overhang.



# DO YOU PLAN ON WORKING WITH A CONTRACTOR?

Starting a new home project can be intimidating especially when trying to find a contractor to do the work.

The Basalite contractor checklist will help select the perfect contractor for your project needs.



## CONTRACTOR CHECKLIST KEY QUESTIONS TO ASK:

☐ **Do you have a contractor license?**  
Make sure the contractor has insurance and is bonded for the project.

☐ **What's the schedule?**  
Get a complete understanding of payment terms, estimated start and completion date.

☐ **How much will this project cost?**  
Understand what is included in the overall estimate, payment terms, and the scope of the project.

☐ **Scope of Work/Contract**  
Get a written agreement defining a clear scope of work and expectations for the project.

☐ **Can I get a references?**  
Ask for customer references and to see photos of past projects in order to see the contractor's workmanship.

☐ **Do you offer a guarantee?**  
Ask how long they guarantee their work after installation (1-3 year minimum).

☐ **Are you certified?**  
Ask about specialized certifications and training from organizations like ICPI, NCMA, SRW.



## LOOKING FOR MORE HELP?

Complete the form on [basalite.com/content/find-contractor](https://basalite.com/content/find-contractor) to receive a referral to a contractor in your area.





## **WARNING:**

This product can expose you to chemicals including Silica, crystalline (airborne particulates of respirable size), which is known to the State of California to cause cancer, and Lead and Lead Compounds, which are known to the State of California to cause birth defects or other reproductive harm. For more information go to [www.P65Warnings.ca.gov](http://www.P65Warnings.ca.gov).

# Quality



BASALITE® products are manufactured to conform to current California Building Code and ASTM standards and can be produced to conform to individual job specification by special order.

Variations in color and shade range are inherent in concrete products due to the variations in composition of aggregates, cement, oxide, and other variables resulting from the manufacturing and curing process. Submitted samples are to establish color range, size and texture.

Subsequent shipments may vary from such sample. Split face units may vary in the degree of feature aggregates due to the mechanical distribution of aggregates and age of units at the time of splitting.

Efflorescence is a whitish residue that may appear on the surface of concrete products. The concrete is experiencing a natural process which is not harmful to Basalite pavers, walls or masonry products, this is not a defect.

It is the customer's responsibility to inspect all units delivered before installation. Any questions regarding quality, sizing, color uniformity within a shipment, or matching to prior shipments must be addressed by a BASALITE® representative BEFORE installation.





Front cover Sierra Collection in High Desert and back cover Mission Pavers in Pacifica with Mount Shasta and Truckee Bands - see pages 9 and 37

## PAVERS | WALLS | OUTDOOR LIVING KITS

605 Industrial Way  
Dixon, CA 95620  
800-776-6690

11888 West Linne Rd.  
Tracy, CA 95376  
800-776-6690

1201 Golden State Blvd.  
Selma, CA 93662  
559-896-0753

©2020 Basalite® Concrete Products, LLC. All trademarks ® are registered trademarks. Bayfield® and Brisa® wall systems are manufactured under license from Anchor Wall Systems, Inc. (AWS). "Bayfield", "Brisa" and "Torpedo" are trademarks of AWS. The wall system blocks are covered by the AWS Limited Warranty. For a complete copy, visit your local dealer or see [anchorwall.com](http://anchorwall.com). Stonewall® II is a registered trademark of WestBlock Systems and a licensed product of WestBlock Development, LLC. Stonewall® II is protected under U.S. Patent D652.153, D652.154, D652.155, D652.531. Additional Patents pending in the U.S. and Canada. BA502-CA 30,000 12/11/2019

ALBERTA • BRITISH COLUMBIA • CALIFORNIA • COLORADO • IDAHO • NEVADA • OREGON • WASHINGTON • WYOMING

Visit [basalite.com](http://basalite.com), find or follow us on

